

FAMILY PLANNING MONTHLY LOGISTICS REPORT

May 2019



Management Information System (MIS)
Directorate General of Family Planning (DGFP)
6, Kawran Bazar, Dhaka- 1215
Email: dirmis@dgfp.gov.bd, dirls@dgfp.gov.bd
www.dgfp.gov.bd, www.scmpbd.org

Government of the People's Republic of Bangladesh
Directorate General of Family Planning
Management Information System (MIS)
6, Kawran Bazar, Dhaka- 1215
www.dgfp.gov.bd


Memo No. DGFP/MIS/09(Report)/04/2017/685

Date: 25 June, 2019.

Sub: Family Planning Monthly Logistics Report for the Month of May' 2019.

Family Planning Monthly Logistics Report for the Month of May'2019 is sent herewith for your kind information & necessary action. This report is prepared on the basis of Form-7 submitted by Warehouses and Form-7B submitted by Upazila Family Planning Offices by using WIMS & UIMS operational tools. It provides useful information on monthly distribution and stock balance of all the major contraceptives & DDS Kits of Warehouse/Upazila Stores. A summary of important events happened during reporting month has been included in this report. For more information you are requested to visit at www.scmpbd.org web site.

Comments and suggestions for improvement of this report will be highly appreciated.


(Manoj Kumar Roy)
Joint Secretary (MEFW Division)
and
Director & Line Director (MIS)
Phone: 9146262
Mail: dirmis@dgfp.gov.bd

Memo No. - DGFP/MIS/09(Report)/04/2017/685/1(202)

Date: 25 June, 2019.

Copy of the report forwarded to:

1. Secretary, Medical Education & Family Welfare Division, Ministry of Health & Family Welfare, Bangladesh Secretariat, Dhaka.
2. Additional Secretary (Admin), Medical Education & Family Welfare Division, Ministry of Health & Family Welfare, Bangladesh Secretariat, Dhaka.
3. Joint Secretary (Development), Medical Education & Family Welfare Division, Ministry of Health & Family Welfare, Bangladesh Secretariat, Dhaka.
4. Director (Administration), Directorate General of Family Planning, 6 Kawran Bazar, Dhaka 1215.
5. Director (Logistics & Supply) and Line Director (Procurement, Storage & Supply Management), Directorate General of Family Planning, 6 Kawran Bazar, Dhaka 1215.
6. Director Finance & Line Director (Family Planning Field Service Delivery), Directorate General of Family Planning, 6 Kawran Bazar, Dhaka 1215.
7. Director (IEM) & Line Director (Information, Education and Communication), Directorate General of Family Planning, 6 Kawran Bazar, Dhaka 1215.
8. Director (Planning) & Line Director (Planning Monitoring and Evaluation), Directorate General of Family Planning, 6 Kawran Bazar, Dhaka 1215.

9. Line Director (Maternal, Child, Reproductive and Adolescent Health), Directorate General of Family Planning, 6 Kawran Bazar, Dhaka 1215.
10. Line Director (Clinical Contraception Services Delivery Program), Directorate General of Family Planning, 6 Kawran Bazar, Dhaka 1215.
11. Divisional Director, Family Planning, Dhaka / Chittagong / Rajshahi / Khulna / Sylhet / Barisal/ Rangpur/ Mymensingh Division.
12. Joint Chief (Planning), Health Service Division, Ministry of Health & Family Welfare, Bangladesh Secretariat, Dhaka
13. Joint Chief (Population & Planning wing), Planning commission, Sher-e-Bangla Nagar, Dhaka.
14. Joint Chief (Planning), Program Management and Monitoring Unit (PMMU), Azimpur, Dhaka-1205.
15. P.S. to the Honorable Minister, Ministry of Health and Family Welfare, Bangladesh Secretariat, Dhaka, for kind information of the Honorable Minister.
16. Deputy Chief (Planning), Medical Education & Family Welfare Division, Ministry of Health & Family Welfare, Bangladesh Secretariat, Dhaka.
17. Additional Director (Drugs and Stores), Directorate General of Family Planning, Central Warehouse, Mohakhali, Dhaka.
18. Deputy Director, Family Planning, ----- District (You are requested to take appropriate measures to ensure timely online submission of Form 7B report from upazilas).
19. Regional/District Consultant, FPCS-QIT, District Family Planning Office, ----- District.
20. Supply Officer, Family Planning, ----- CWH/RWHs.
21. Assistant Maintenance Engineer, MIS Unit, DGFP (Requested to upload this report to DGFP website- www.dgfp.gov.bd).
22. Country Project Director, SIAPS/MSH, House: 3, Road: No. 23B, Gulshan-1, Dhaka-1212.
23. Country Director, the World Bank, E-32, Agargaon, Sher-e-Banala Nagar, Dhaka-1207.
24. Team Leader, Population & Health Team, USAID, Madani Avenue, Baridhara, Dhaka.
25. Country Representative, UNFPA, IDB Bhaban, Agargaon, Sher-E-Bangla Nagar, Dhaka.
26. Managing Director, SMC, SMC Tower, 33 Banani C/A, Dhaka-1213.
27. Documentation Center, IEM Unit, Directorate General of Family Planning, 6 Kawran Bazar, Dhaka.
28. Responsible person of Dispatch Section, MIS Unit is requested to distribute the published 'Family Planning Monthly Logistics Report' to concerned Person/Office/Organization.
29. PA to Director General, Directorate General of Family Planning, 6 Kawran Bazar, Dhaka 1215.
30. Office copy, MIS, DGFP, 6 Kawran Bazar, Dhaka -1215.
31. Concerned Organization/Person.

Ajoy Ratan Barua
25.06.2019
(Ajoy Ratan Barua)
Deputy Director (MIS)

Table Of Contents

	Page
1. DGFP Stock Status Report	1-2
2. National Receipts Quantity by Product by Month	3
3. National Level Contraceptive Summary Report	4
4. Stock Status Report at Different Levels	5
5. Contraceptive Stock Status by Product at Upazila Store and Field	6-10
6. Contraceptive Stock Status by Product at Regional Warehouses/Upazila	11-31
7. Month-wise Consumption Trend	32-34
8. Report on Upazila and Warehouse Having Stock Out in last month	35

1. DGFP Stock Status Report

Year →	2019												2020												2021											
	6	7	8	9	10	11	12	1	2	3	4	5	6	7	8	9	10	11	12	1	2	3	4	5	6	7	8	9	10	11	12					
Min.-Max. →	Min						Max																													
Product ↓	CS - 65.84m : 7.0 MOS																																			
Condom	7.0 MOS						44m to be received = 4.6 MOS																													
*AMC = 9.39m	2018-19: GoB (Rev):175m																																			
	CS (41.48m) : 6.7 MOS																																			
Pill	6.7 MOS						2018-19: 60m to be received = 9.7 MOS																													
*AMC = 6.19m	2018-19: GOB 110m																																			
	CS (0.566m): 42.2 MOS																																			
IUD	42.2 MOS (November 2022)																																			
*AMC = 13,428							2018-19: 0.3m																													
	CS (14.88m): 16.4 MOS																																			
Injectables	CS 14.88 m = 16.4 MOS																																			
*AMC = 0.906m	2018-19:12.5m																																			
	CS - (0.52m) - 18.3 MOS																																			
Implant	18.3 MOS															2018-19: 0.4m = 14 MOS																				
*AMC = 28,456	2018-19: GoB (Rev) - 0.42m & GoB (RPA) - 0.165m & 0.4m Single Rod																																			
	<p><i>*AMC is calculated based on past 6-months consumption</i></p> <p><i>Data Sources: DGFP/L&S unit, DGFP LMIS web site - https://scmpbd.org/</i></p> <p><i>Central Warehouse WIMS data and Approved DGFP Procurement Plan</i></p> <p><i>National min-max stock level is 6 & 10 MOS</i></p>																																			
	<p>Legend:</p> <p>Current Stock (CS): Less than 3 MOS</p> <p>Current Stock (CS): MOS 3.0 to Less than 6 MOS</p> <p>Current Stock (CS): MOS 6 and above</p> <p>Planned for FY 2018-19</p> <p>Procurement completed, yet to be received</p> <p>Donation</p> <p>AMC = Average Monthly Consumption</p>																																			

DGFP STOCK STATUS NOTES
(For Contraceptives)
Month: May 2019

CONDOM – Current national stock is 65.84 million pieces and this stock can be used up to December 2019.

- 2018-19: GoB (Rev.) – Contract signed for of 175 million pcs, and received 131 million in till May 2019. EDCL will supply rest 44 million by June 2019, which will go up to May 2020.

PILL – Current national stock of Oral Contraceptive Pill is 41.48 million cycles which will go up to December 2019.

- 2018-19: GoB (RPA) – 100 million cycles. NOA issued on 31 March 2019. 40 million received in till May 2019. Rest 60 million is supposed to deliver by June 2019.
- 2018-19: GoB (RPA) – 10 million cycles (Third generation oral pill), Total 10 million cycles received in April 2019.

IUD – Current national stock is 0.566 million pcs and this stock can be used up to November 2022.

- Status of 2018-19 procurement: 0.3 million sets – NOA has been issued on 18.02.2019. Goods not yet received.

INJECTABLES – Current stock of 14.88 million vials and that can be used up to September 2020.

- 2018-19: GOB (RPA) – 12.5 million vials. Total quantity received.

IMPLANT – Current stock is 0.52 million sets and this can be used up to November 2020.

- 2018-19 procurement: RPA (GoB) – 0.165 million sets: Full quantity received.
- 2018 – 19 (GoB-Rev) - 0.22 million sets: Goods received on 12th November 2018.
- UNFPA donated 200,000 units of single rod implant received on 13th December 2018.
- 2018 – 19 (GoB-Dev.) - 0.173 million sets: Contract signed on 24.04.2019. Full quantity received on 12th May 2019
- 2018 – 19 (GoB-Dev.) - 0.4 million sets (Single rod): Tenders was opened on 23.01.2019, no tenderer participated.

You can also download the previous reports from <http://www.scmpbd.org/>

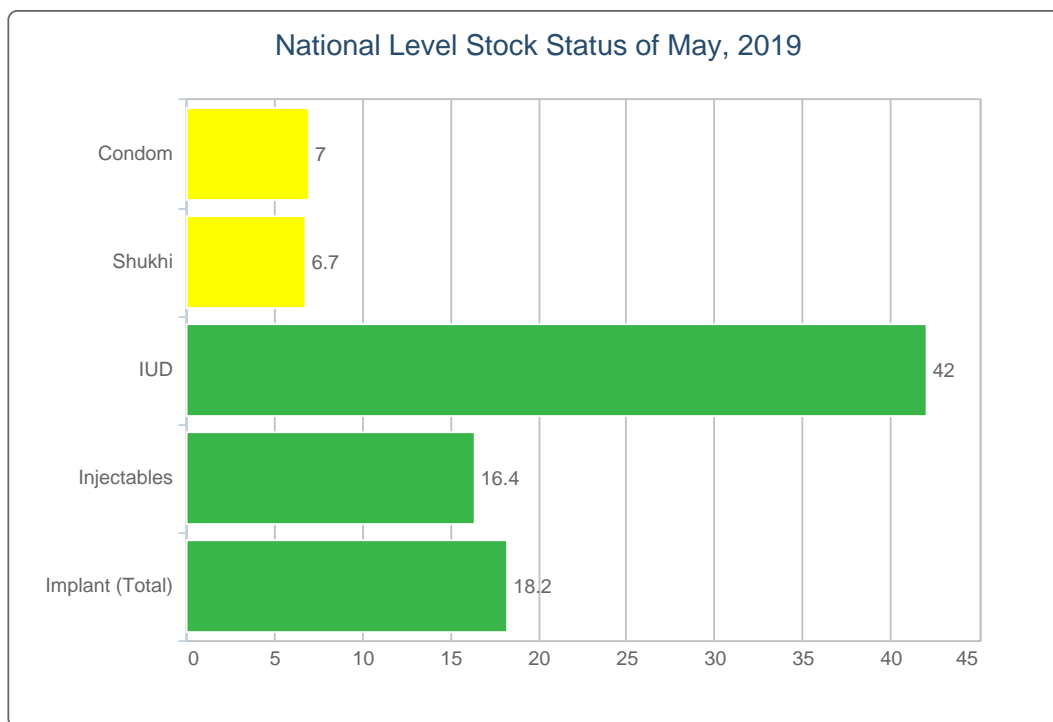
2. National Receipts Quantity by Product by Month

Contraceptive Received Report

Month: May, 2019

Item	Supplier	Receiver	Date Receipts	Qty
Condom	KHULNA ESSENTIAL LATEX PLANT (KELP)	Bogura RWH	31/05/19	13,603,600
Total				13,603,600
Shukhi	RENATA LIMITED	Bogura RWH	31/05/19	20,000,000
Total				20,000,000
ECP	RENATA LIMITED	Dhaka CWH	31/05/19	100,000
Total				100,000
Implant (Total)	TECHNO DRUGS Ltd	Dhaka CWH	31/05/19	173,809
Total				173,809

3. National Level Contraceptive Summary Report

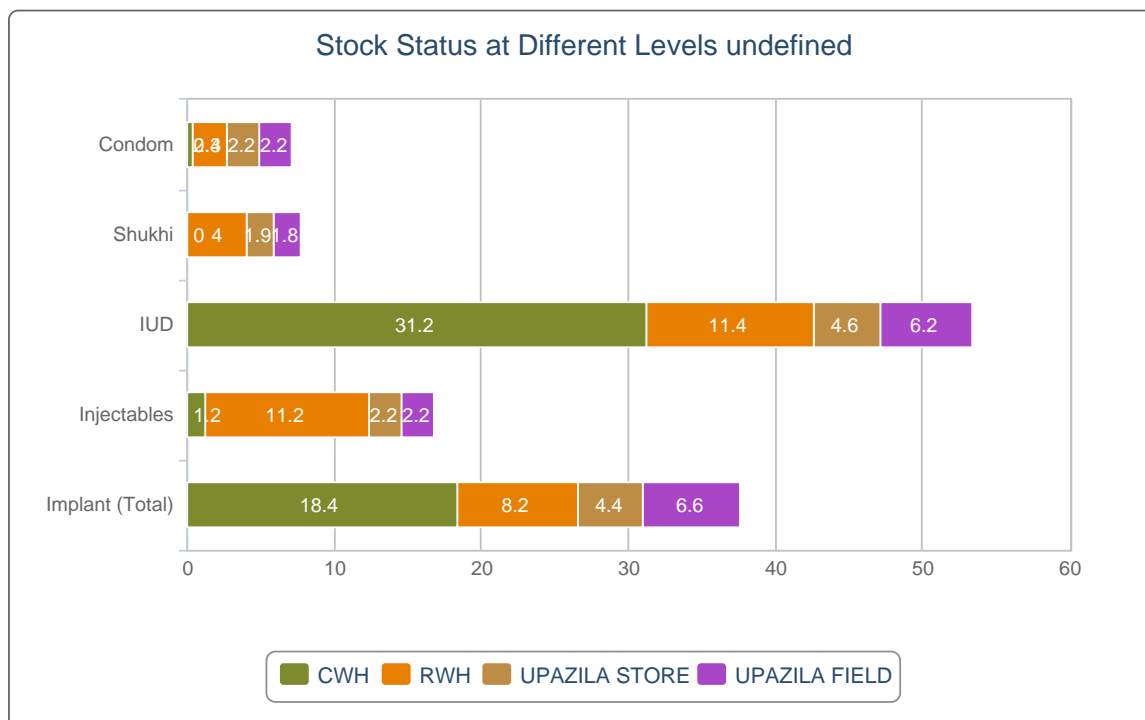


■ MOS less than 4.0
 ■ MOS 4.0 - 7.9
 ■ MOS 8.0 and above
 MOS = Month of Stock

National Level Stock Status of May, 2019

SL	Name of Products	Reported Consumption	Reported Closing Balance	Average Monthly Consumption	MOS
1	Condom	9,315,173	65,967,658	9,419,843	7.0
2	Shukhi	5,425,906	41,549,417	6,210,720	6.7
3	IUD	10,591	566,642	13,485	42.0
4	Injectables	888,812	14,888,221	908,658	16.4
5	Implant (Total)	13,873	520,990	28,590	18.2

4. Stock Status Report at Different Levels

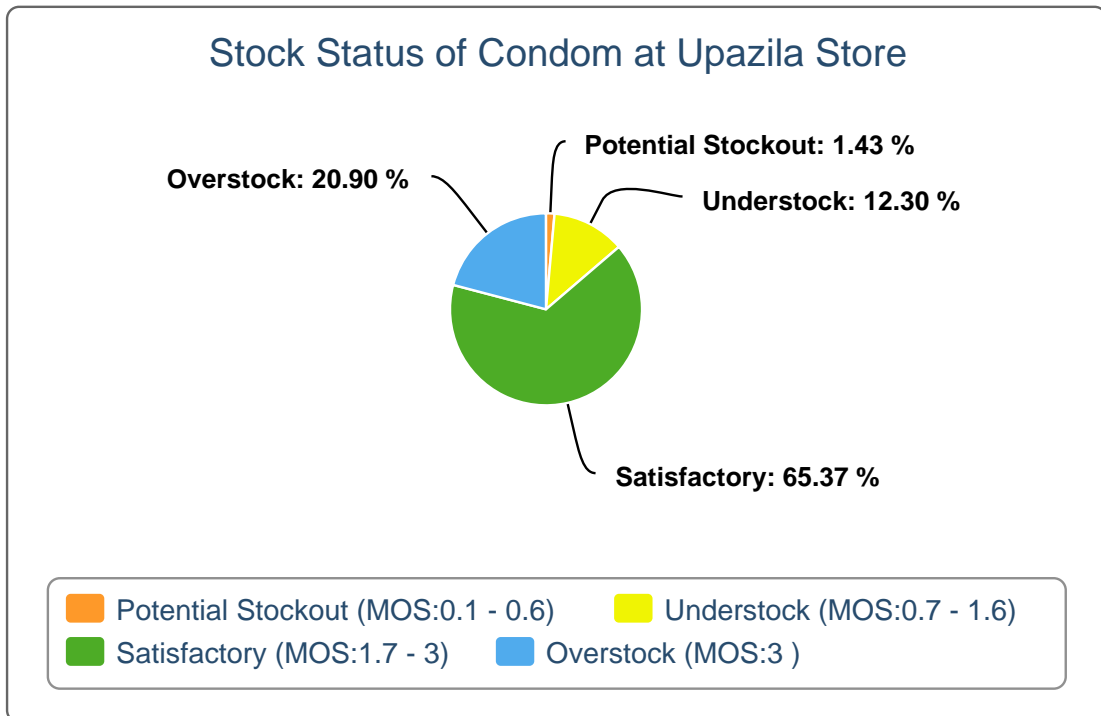


Stock Status at Different Levels May, 2019

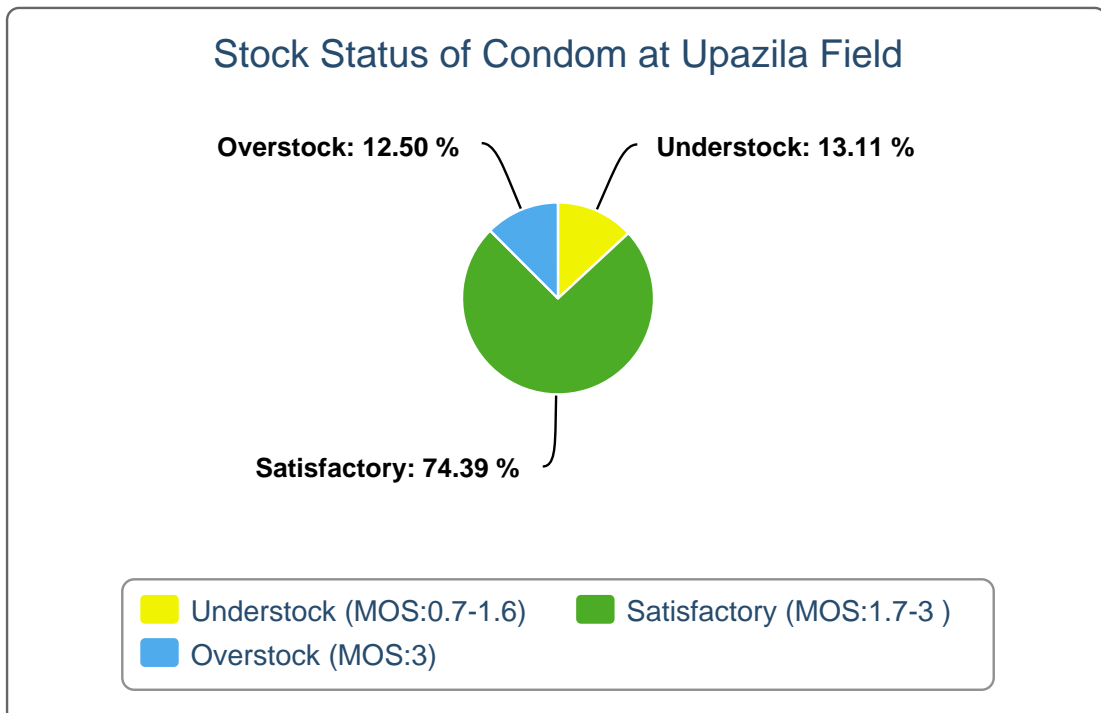
Products	Avg. Consump. of Last 6 Months	CWH Level	MOS	RWH Level	MOS	Upazila Level	MOS	Field Level	MOS	National Level	MOS
Condom	9,419,843	3,870,400	0.4	21,099,400	2.2	20,500,265	2.2	20,497,593	2.2	65,967,658	7
Shukhi	6,210,720	155,264	0	21,695,591	3.5	10,123,920	1.6	9,574,642	1.5	41,549,417	6.7
IUD	13,485	330,500	24.5	121,108	9	49,163	3.6	65,871	4.9	566,642	42
Injectables	908,658	1,089,885	1.2	9,952,500	11	1,913,413	2.1	1,932,423	2.1	14,888,221	16.4
Implant (Total)	28,590	255,081	8.9	113,163	4	61,531	2.2	91,215	3.2	520,990	18.2

5. Contraceptive Stock Status by Product at Upazila Store and Field

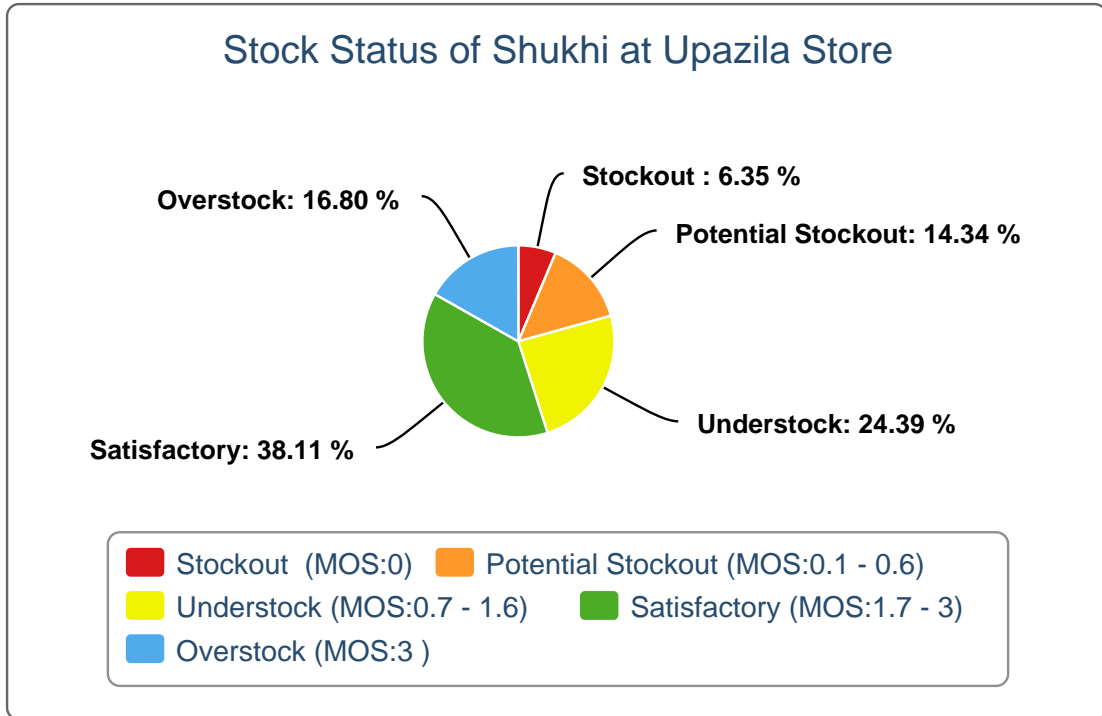
5(a).



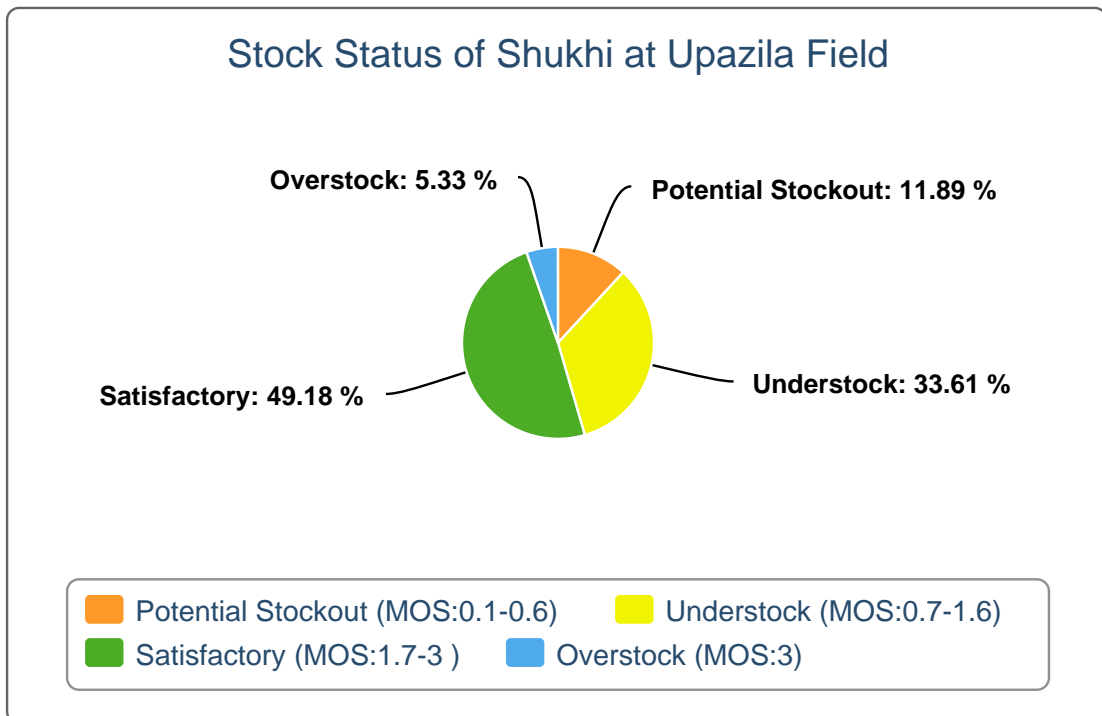
5(b).



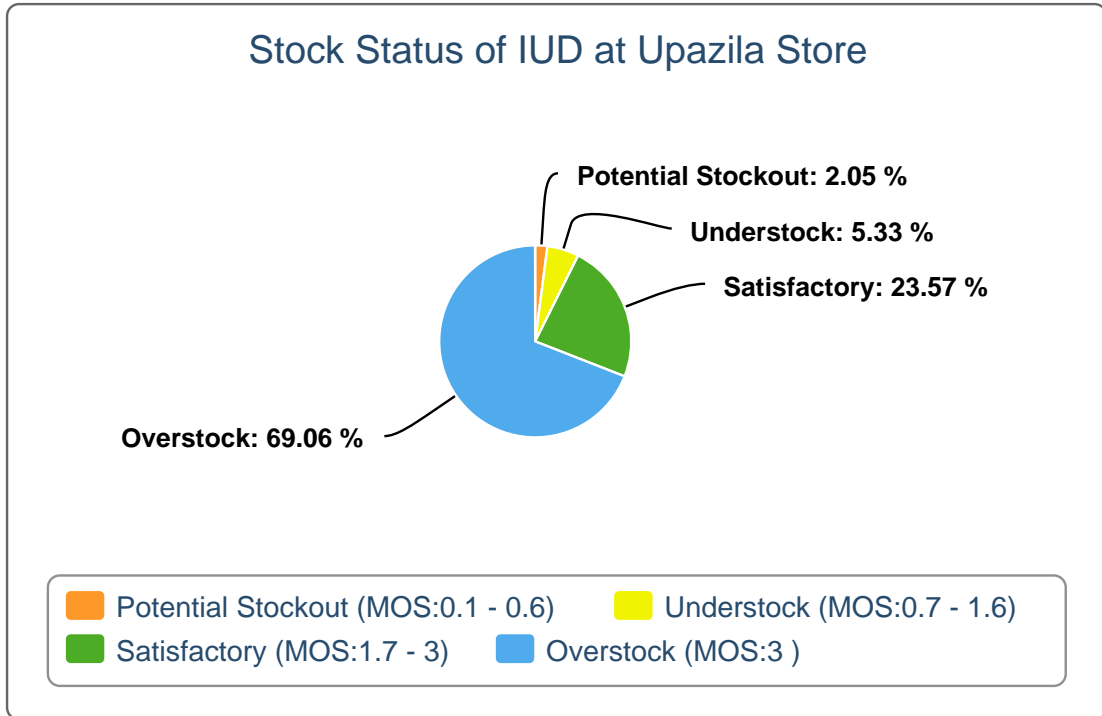
5(c).



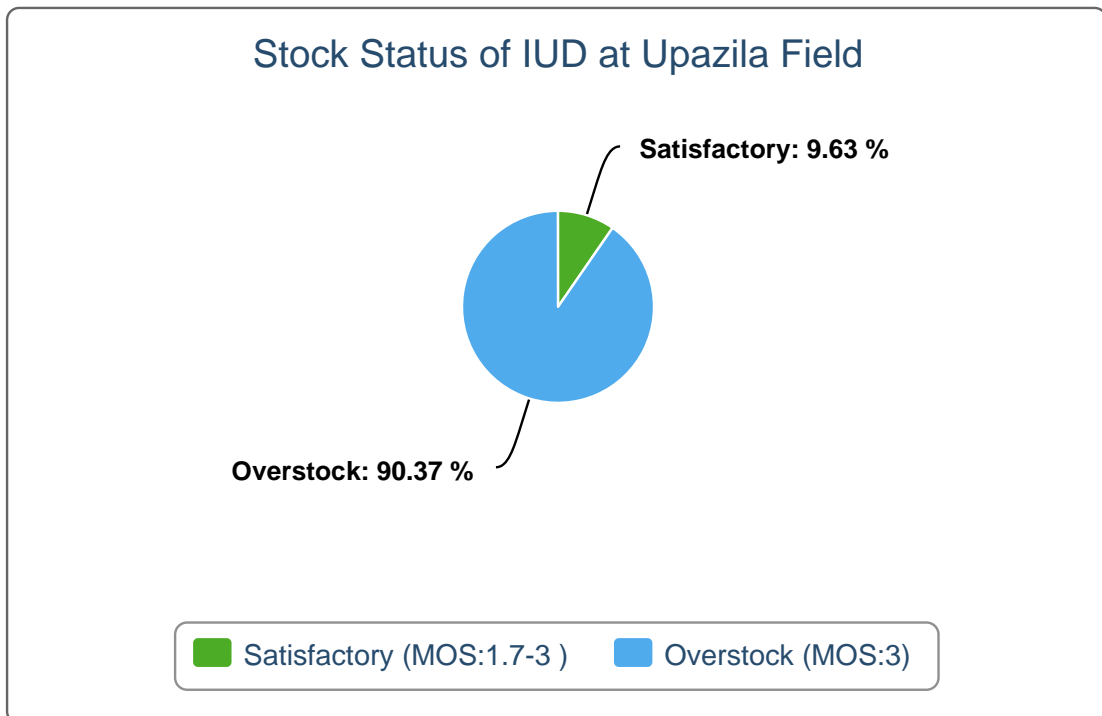
5(d).



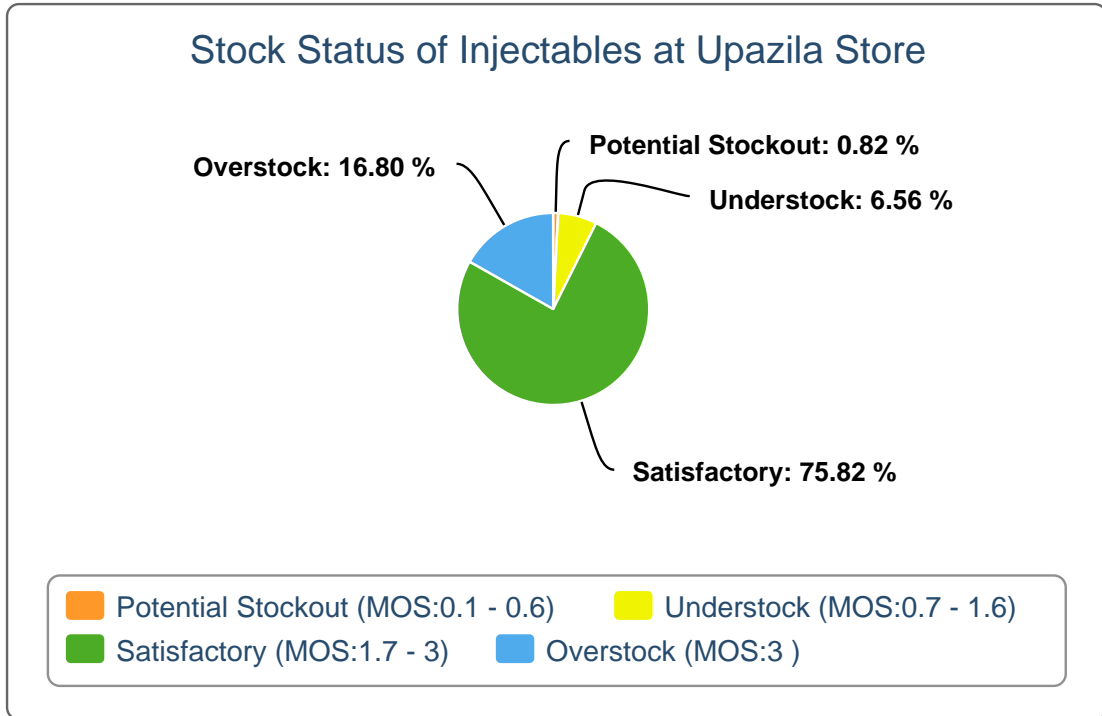
5(e).



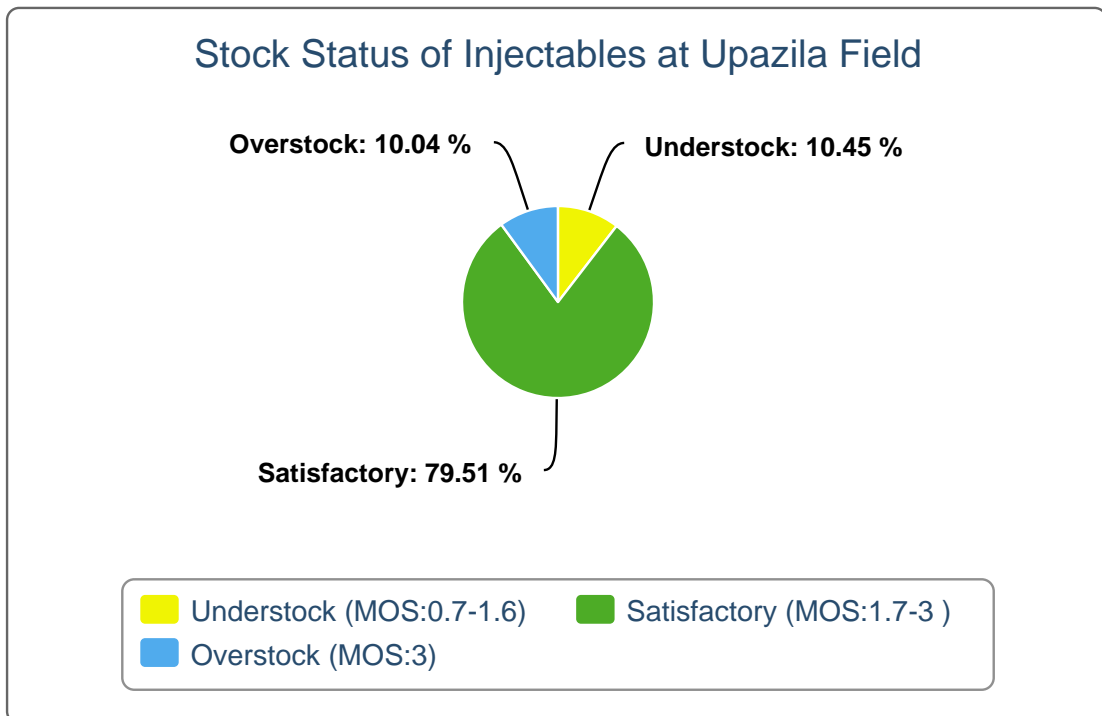
5(f).



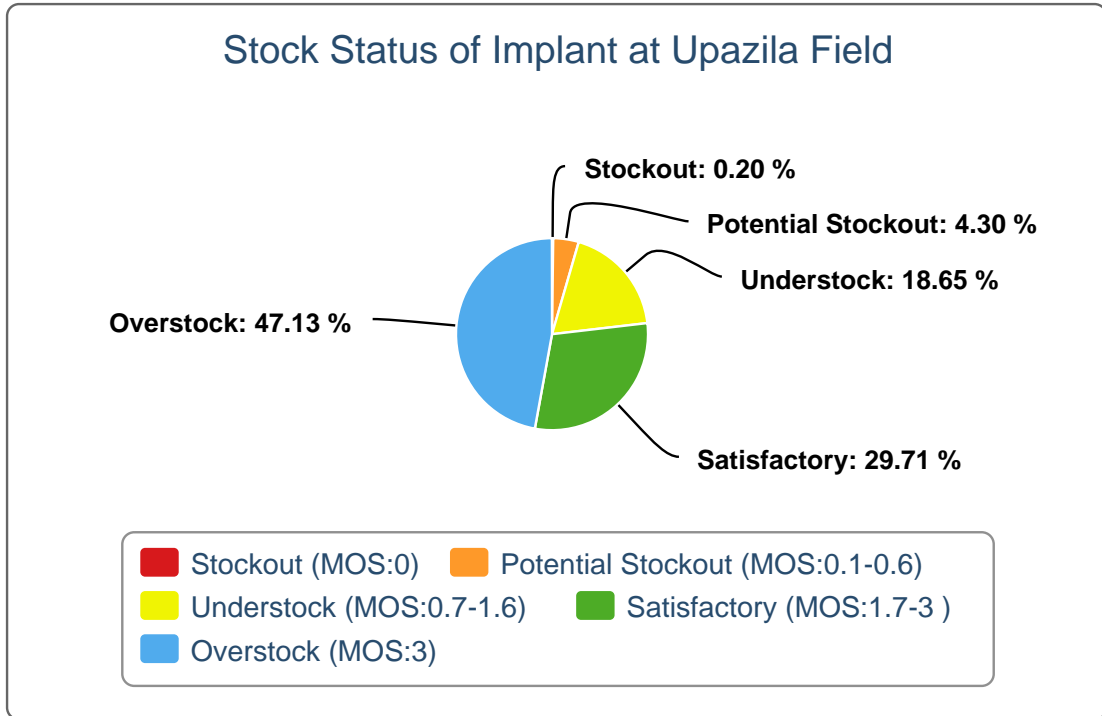
5(g).



5(h).



5(i).



6(a). Contraceptive Stock Status by Product at Regional Warehouses

SL	WH Name	Condom			Shukhi			IUD			Injectables			Implant		
		CBL	AMD	MOS	CBL	AMD	MOS	CBL	AMD	MOS	CBL	AMD	MOS	CBL	AMD	MOS
1	Bandarban RWH	82,800	38,824	2.1	36,000	20,024	1.8	445	69	6.4	11,000	3,165	3.5	560	190	2.9
2	Bhola RWH	327,600	100,362	3.3	119,520	85,277	1.4	1,050	238	4.4	103,000	39,204	2.6	2,898	420	6.9
3	Bogura RWH	64,800	561,756	0.1	6,059,990	371,097	16.3	13,650	538	25.4	179,900	31,864	5.6	13,620	2,152	6.3
4	Chattogram RWH	10,242,200	476,781	21.5	5,749,760	326,618	17.6	40,130	1,318	30.4	4,585,000	55,317	82.9	17,000	1,936	8.8
5	Cumilla RWH	1,166,400	515,953	2.3	1,062,220	351,297	3.0	6,666	1,161	5.7	258,000	64,005	4.0	9,103	1,659	5.5
6	Dhaka CWH	3,870,400	1,478,385	2.6	155,264	803,099	0.2	330,500	1,889	175.0	1,089,885	105,729	10.3	255,081	2,626	97.1
7	Dinajpur RWH	698,400	198,032	3.5	552,960	272,459	2.0	3,650	341	10.7	56,000	35,406	1.6	3,996	1,758	2.3
8	Faridpur RWH	694,800	658,672	1.1	292,320	351,612	0.8	4,550	988	4.6	138,000	45,365	3.0	4,278	2,180	2.0
9	Jamalpur RWH	536,400	300,955	1.8	367,200	240,942	1.5	2,368	383	6.2	92,500	30,970	3.0	5,550	1,001	5.5
10	Jashore RWH	720,000	453,217	1.6	351,360	225,174	1.6	3,450	389	8.9	126,700	42,611	3.0	3,984	1,082	3.7
11	Khulna RWH	953,600	636,707	1.5	841,290	351,704	2.4	6,750	730	9.2	3,353,000	42,179	79.5	5,132	1,420	3.6
12	Kushtia RWH	201,600	294,997	0.7	365,760	158,558	2.3	1,189	170	7.0	87,100	33,147	2.6	3,608	526	6.9
13	Mymensingh RWH	896,400	682,788	1.3	1,056,030	537,980	2.0	2,650	814	3.3	120,500	54,440	2.2	5,682	2,141	2.7
14	Noakhali RWH	439,200	267,866	1.6	577,440	165,713	3.5	7,225	534	13.5	192,000	40,481	4.7	7,050	1,156	6.1
15	Pabna RWH	921,600	505,165	1.8	535,680	335,464	1.6	7,300	778	9.4	125,000	43,643	2.9	8,050	894	9.0
16	Patuakhali RWH	514,800	121,610	4.2	256,320	147,038	1.7	3,100	283	11.0	71,600	24,977	2.9	1,200	848	1.4
17	Rajshahi RWH	514,800	648,556	0.8	1,087,200	285,282	3.8	5,356	401	13.4	72,400	35,718	2.0	3,450	1,126	3.1
18	Rangamati RWH	104,400	44,440	2.3	79,200	33,359	2.4	704	87	8.1	7,400	3,197	2.3	1,076	234	4.6
19	Rangpur RWH	1,191,600	537,879	2.2	1,180,800	517,508	2.3	6,200	1,189	5.2	211,000	103,600	2.0	10,294	2,633	3.9
20	Sylhet RWH	460,800	574,022	0.8	387,360	364,875	1.1	3,025	727	4.2	86,400	48,142	1.8	4,900	1,791	2.7
21	Tangail RWH	367,200	322,876	1.1	737,181	265,640	2.8	1,650	458	3.6	76,000	25,498	3.0	1,732	817	2.1

6(b). Contraceptive Stock Status by Product at Upazila

SL	Warehouse Name	Upazila Name	Condom			Shukhi			IUD			Injectables			Implant		
			CBL	AMD	MOS	CBL	AMD	MOS	CBL	AMD	MOS	CBL	AMD	MOS	CBL	AMD	MOS
1	Bandarban RWH	Alikadam	20,400	9,240	2.2	6,702	2,485	2.7	86	8	10.8	1,489	735	2.0	122	42	2.9
2	Bandarban RWH	Bandarban Sadar	12,800	4,889	2.6	8,915	4,090	2.2	71	13	5.5	2,555	668	3.8	159	20	8.0
3	Bandarban RWH	Lama	17,024	6,142	2.8	9,525	4,516	2.1	95	27	3.5	1,684	730	2.3	167	47	3.6
4	Bandarban RWH	Naikhongchhari	29,700	8,647	3.4	16,845	4,101	4.1	100	5	20.0	3,259	705	4.6	147	16	9.2
5	Bandarban RWH	Rowangchhari	12,500	1,941	6.4	8,425	1,654	5.1	57	5	11.4	1,463	142	10.3	74	22	3.4
6	Bandarban RWH	Ruma	12,788	5,388	2.4	7,761	1,582	4.9	79	5	15.8	1,474	115	12.8	107	11	9.7
7	Bandarban RWH	Thanchi	13,200	2,577	5.1	6,255	1,596	3.9	78	6	13.0	707	70	10.1	172	32	5.4
8	Bhola RWH	Bhola Sadar	26,200	12,463	2.1	21,030	9,683	2.2	147	83	1.8	11,275	5,135	2.2	72	110	0.7
9	Bhola RWH	Burhanuddin	10,050	4,418	2.3	16,035	8,186	2.0	50	22	2.3	4,577	1,647	2.8	100	49	2.0
10	Bhola RWH	Char Fasson	29,000	18,653	1.6	26,085	16,893	1.5	90	41	2.2	21,206	9,388	2.3	0	96	0.0
11	Bhola RWH	Daulat Khan	14,400	7,028	2.0	14,950	7,061	2.1	16	8	2.0	8,700	3,896	2.2	194	25	7.8
12	Bhola RWH	Hizla	17,000	7,775	2.2	12,090	5,032	2.4	40	10	4.0	3,213	1,464	2.2	30	10	3.0
13	Bhola RWH	Lalmohan	27,810	15,235	1.8	20,520	12,480	1.6	80	20	4.0	12,730	6,297	2.0	82	44	1.9
14	Bhola RWH	Manpura	7,500	4,608	1.6	4,467	2,561	1.7	40	5	8.0	4,195	2,025	2.1	22	22	1.0
15	Bhola RWH	Mehendiganj	34,800	14,793	2.4	22,650	11,145	2.0	74	26	2.8	9,838	4,578	2.1	50	9	5.6
16	Bhola RWH	Muladi	13,700	8,335	1.6	9,820	7,143	1.4	43	9	4.8	4,645	1,740	2.7	50	22	2.3
17	Bhola RWH	Tazumuddin	16,800	7,054	2.4	11,400	5,093	2.2	50	14	3.6	6,700	3,034	2.2	0	33	0.0
18	Bogura RWH	Adamdighi	57,300	9,682	5.9	42,465	6,096	7.0	78	17	4.6	1,443	347	4.2	0	47	0.0
19	Bogura RWH	Akkelpur	52,300	5,278	9.9	26,175	5,306	4.9	84	6	14.0	3,055	420	7.3	196	50	3.9
20	Bogura RWH	Atrai	35,400	13,518	2.6	30,835	11,197	2.8	225	8	28.1	2,091	438	4.8	100	31	3.2
21	Bogura RWH	Badalgachhi	35,300	16,758	2.1	36,315	12,763	2.8	135	6	22.5	3,440	1,739	2.0	300	30	10.0
22	Bogura RWH	Bogura Sadar	167,640	73,016	2.3	24,570	13,202	1.9	150	55	2.7	3,482	2,064	1.7	18	201	0.1
23	Bogura RWH	Dhamoirhat	28,500	9,145	3.1	36,285	8,628	4.2	85	13	6.5	2,652	912	2.9	100	19	5.3
24	Bogura RWH	Dhunat	72,000	31,800	2.3	40,055	19,546	2.0	52	20	2.6	4,211	1,960	2.1	200	100	2.0
25	Bogura RWH	Dhupchanchia	75,300	7,932	9.5	45,315	7,677	5.9	134	18	7.4	2,638	753	3.5	414	101	4.1

SL	Warehouse Name	Upazila Name	Condom			Shukhi			IUD			Injectables			Implant		
			CBL	AMD	MOS	CBL	AMD	MOS	CBL	AMD	MOS	CBL	AMD	MOS	CBL	AMD	MOS
26	Bogura RWH	Gabtali	88,600	41,705	2.1	59,910	17,024	3.5	84	9	9.3	5,535	2,630	2.1	0	106	0.0
27	Bogura RWH	Ghoraghat	57,000	6,170	9.2	15,270	6,209	2.5	61	24	2.5	1,755	402	4.4	10	28	0.4
28	Bogura RWH	Hakimpur	39,800	6,513	6.1	7,461	3,597	2.1	129	6	21.5	1,933	162	11.9	144	28	5.1
29	Bogura RWH	Joypurhat Sadar	65,100	21,840	3.0	29,430	12,861	2.3	160	53	3.0	3,600	1,104	3.3	332	166	2.0
30	Bogura RWH	Kahaloo	52,500	18,749	2.8	29,340	11,562	2.5	170	26	6.5	1,877	941	2.0	0	123	0.0
31	Bogura RWH	Kalai	11,292	6,245	1.8	21,600	8,351	2.6	69	9	7.7	1,630	494	3.3	100	24	4.2
32	Bogura RWH	Khetlal	26,900	8,151	3.3	13,695	4,753	2.9	68	10	6.8	1,437	249	5.8	172	40	4.3
33	Bogura RWH	Mahadebpur	49,400	15,472	3.2	50,685	15,885	3.2	86	13	6.6	2,217	918	2.4	150	60	2.5
34	Bogura RWH	Manda	62,400	23,083	2.7	34,560	30,768	1.1	328	53	6.2	5,455	1,767	3.1	60	70	0.9
35	Bogura RWH	Nandigram	25,700	9,334	2.8	15,735	10,870	1.4	45	2	22.5	2,100	319	6.6	50	44	1.1
36	Bogura RWH	Naogaon Sadar	55,000	23,291	2.4	18,930	16,924	1.1	102	16	6.4	2,738	1,381	2.0	400	72	5.6
37	Bogura RWH	Niamatpur	39,000	17,551	2.2	33,945	14,728	2.3	136	12	11.3	3,085	1,012	3.0	144	57	2.5
38	Bogura RWH	Panchbibi	43,690	14,684	3.0	23,382	9,456	2.5	40	7	5.7	2,122	710	3.0	401	107	3.7
39	Bogura RWH	Patnitala	46,500	12,081	3.8	33,917	9,468	3.6	133	14	9.5	2,457	556	4.4	268	44	6.1
40	Bogura RWH	Porsha	36,756	10,992	3.3	36,300	10,015	3.6	92	13	7.1	2,125	496	4.3	100	27	3.7
41	Bogura RWH	Raninagar	34,800	12,674	2.7	37,965	11,437	3.3	190	7	27.1	2,450	429	5.7	300	25	12.0
42	Bogura RWH	Sapahar	40,926	10,868	3.8	34,592	10,578	3.3	116	6	19.3	2,245	940	2.4	244	31	7.9
43	Bogura RWH	Sariakandi	26,000	12,768	2.0	29,055	8,560	3.4	69	19	3.6	2,620	1,107	2.4	0	136	0.0
44	Bogura RWH	Shajahanpur	84,900	43,915	1.9	37,820	16,488	2.3	100	19	5.3	2,340	1,057	2.2	144	107	1.3
45	Bogura RWH	Sherpur	59,200	30,783	1.9	43,681	18,592	2.3	87	21	4.1	3,511	1,614	2.2	100	92	1.1
46	Bogura RWH	Shibganj	69,500	26,526	2.6	40,980	21,317	1.9	61	16	3.8	8,000	3,759	2.1	0	91	0.0
47	Bogura RWH	Sonatola	65,900	21,232	3.1	58,245	17,239	3.4	100	40	2.5	2,252	1,184	1.9	144	95	1.5
48	Chattogram RWH	Anowara	46,500	11,401	4.1	22,830	10,849	2.1	110	22	5.0	1,770	913	1.9	200	42	4.8
49	Chattogram RWH	Banshkhali	31,100	15,570	2.0	9,530	11,795	0.8	112	30	3.7	4,665	2,270	2.1	102	73	1.4
50	Chattogram RWH	Boalkhali	21,300	8,264	2.6	18,764	10,254	1.8	81	29	2.8	1,538	532	2.9	200	40	5.0

SL	Warehouse Name	Upazila Name	Condom			Shukhi			IUD			Injectables			Implant		
			CBL	AMD	MOS	CBL	AMD	MOS	CBL	AMD	MOS	CBL	AMD	MOS	CBL	AMD	MOS
51	Chattogram RWH	Chakaria	74,900	19,731	3.8	26,280	15,797	1.7	210	86	2.4	8,373	3,957	2.1	838	96	8.7
52	Chattogram RWH	Chandanaish	28,800	10,205	2.8	28,815	8,745	3.3	95	32	3.0	1,736	920	1.9	100	47	2.1
53	Chattogram RWH	Cox's Bazar Sadar	103,500	31,313	3.3	38,835	18,836	2.1	137	41	3.3	7,335	3,252	2.3	845	104	8.1
54	Chattogram RWH	Dighinala	25,500	8,767	2.9	12,045	7,728	1.6	50	15	3.3	2,105	941	2.2	50	12	4.2
55	Chattogram RWH	Double Mooring	108,516	55,748	1.9	13,695	13,238	1.0	351	178	2.0	9,717	4,664	2.1	540	125	4.3
56	Chattogram RWH	Fatikchhari	47,744	22,890	2.1	22,145	16,023	1.4	78	23	3.4	4,778	2,332	2.0	200	184	1.1
57	Chattogram RWH	Hathazari	72,600	31,547	2.3	19,110	16,451	1.2	70	30	2.3	2,719	1,276	2.1	200	37	5.4
58	Chattogram RWH	Khagrachhari Sadar	19,800	6,375	3.1	8,690	6,045	1.4	140	48	2.9	1,527	757	2.0	140	14	10.0
59	Chattogram RWH	Kutubdia	25,900	3,696	7.0	5,805	4,128	1.4	232	19	12.2	2,510	1,159	2.2	216	50	4.3
60	Chattogram RWH	Lakshmichhari	9,200	2,191	4.2	10,845	2,647	4.1	39	8	4.9	260	105	2.5	25	12	2.1
61	Chattogram RWH	Lohagara	29,880	7,913	3.8	14,580	8,192	1.8	79	19	4.2	3,071	1,398	2.2	100	44	2.3
62	Chattogram RWH	Mahalchhari	5,900	3,613	1.6	5,505	4,251	1.3	41	4	10.3	760	347	2.2	150	14	10.7
63	Chattogram RWH	Maheshkhali	27,200	8,426	3.2	33,875	15,746	2.2	169	43	3.9	6,304	2,889	2.2	128	75	1.7
64	Chattogram RWH	Manikchhari	6,900	1,327	5.2	8,895	1,861	4.8	15	2	7.5	1,009	494	2.0	80	10	8.0
65	Chattogram RWH	Matiranga	26,100	10,164	2.6	15,030	7,238	2.1	81	17	4.8	1,896	907	2.1	75	31	2.4
66	Chattogram RWH	Mirsharai	37,100	15,454	2.4	17,524	14,470	1.2	145	45	3.2	4,649	2,268	2.0	300	59	5.1
67	Chattogram RWH	Panchhari	11,400	3,309	3.4	8,910	3,947	2.3	57	6	9.5	583	213	2.7	20	41	0.5
68	Chattogram RWH	Panchlaish	94,700	40,745	2.3	16,755	9,161	1.8	378	148	2.6	7,237	3,432	2.1	169	115	1.5
69	Chattogram RWH	Patiya	47,900	21,518	2.2	25,935	17,457	1.5	345	134	2.6	3,970	2,102	1.9	180	120	1.5
70	Chattogram RWH	Pekua	19,200	7,207	2.7	13,815	6,937	2.0	50	11	4.5	4,925	2,166	2.3	200	63	3.2
71	Chattogram RWH	Ramgarh	8,500	3,523	2.4	14,775	4,441	3.3	18	5	3.6	647	252	2.6	173	20	8.7
72	Chattogram RWH	Ramu	49,700	11,295	4.4	17,430	7,750	2.2	198	35	5.7	5,863	2,557	2.3	50	86	0.6
73	Chattogram RWH	Rangunia	57,400	23,759	2.4	18,705	13,344	1.4	7	56	0.1	3,377	1,645	2.1	210	54	3.9
74	Chattogram RWH	Raozan	32,592	17,347	1.9	15,075	12,185	1.2	173	53	3.3	2,634	1,384	1.9	352	87	4.0
75	Chattogram RWH	Sandwip	51,966	8,659	6.0	63,825	10,182	6.3	309	36	8.6	10,884	1,170	9.3	432	57	7.6

SL	Warehouse Name	Upazila Name	Condom			Shukhi			IUD			Injectables			Implant		
			CBL	AMD	MOS	CBL	AMD	MOS	CBL	AMD	MOS	CBL	AMD	MOS	CBL	AMD	MOS
76	Chattogram RWH	Satkania	26,881	12,682	2.1	15,842	10,029	1.6	75	20	3.8	1,878	895	2.1	200	67	3.0
77	Chattogram RWH	Sitakunda	40,700	19,971	2.0	9,770	14,298	0.7	140	57	2.5	3,420	1,823	1.9	200	41	4.9
78	Chattogram RWH	Teknaf	46,628	27,455	1.7	41,045	17,890	2.3	167	47	3.6	9,211	4,610	2.0	700	71	9.9
79	Chattogram RWH	Ukhia	15,100	4,716	3.2	12,270	4,703	2.6	96	19	5.1	5,236	1,687	3.1	300	45	6.7
80	Cumilla RWH	Akhaura	46,360	6,234	7.4	19,731	5,079	3.9	87	11	7.9	2,593	695	3.7	110	29	3.8
81	Cumilla RWH	Ashuganj	33,324	14,179	2.4	25,150	6,798	3.7	106	23	4.6	5,304	947	5.6	100	40	2.5
82	Cumilla RWH	Banchhampur	40,500	17,790	2.3	22,905	10,266	2.2	118	30	3.9	4,198	2,662	1.6	162	159	1.0
83	Cumilla RWH	Barura	78,200	19,641	4.0	1,520	18,025	0.1	168	39	4.3	5,084	2,939	1.7	150	43	3.5
84	Cumilla RWH	Bijoynagar	73,308	14,850	4.9	15,631	9,654	1.6	89	8	11.1	4,181	1,605	2.6	200	42	4.8
85	Cumilla RWH	Brahman Para	46,000	7,123	6.5	16,350	7,617	2.1	189	17	11.1	1,981	699	2.8	100	34	2.9
86	Cumilla RWH	Brahmanbaria Sadar	73,900	24,441	3.0	50,910	10,467	4.9	342	56	6.1	6,761	2,645	2.6	130	80	1.6
87	Cumilla RWH	Burichang	69,100	24,001	2.9	720	14,711	0.0	168	38	4.4	4,614	2,009	2.3	150	69	2.2
88	Cumilla RWH	Chandina	49,100	20,097	2.4	39,385	14,345	2.7	243	31	7.8	5,176	2,524	2.1	100	32	3.1
89	Cumilla RWH	Chandpur Sadar	88,900	15,347	5.8	16,570	13,056	1.3	218	74	2.9	4,465	2,438	1.8	200	94	2.1
90	Cumilla RWH	Chauddagam	99,600	17,022	5.9	10,290	13,783	0.7	464	28	16.6	7,108	3,282	2.2	100	29	3.4
91	Cumilla RWH	Cumilla Adarsha Sadar	33,000	32,508	1.0	16,515	17,496	0.9	545	99	5.5	3,901	3,048	1.3	320	125	2.6
92	Cumilla RWH	Cumilla Sadar Dakshin	40,900	16,804	2.4	2,900	15,258	0.2	300	45	6.7	6,071	2,784	2.2	250	41	6.1
93	Cumilla RWH	Daudkandi	70,000	13,024	5.4	28,755	9,419	3.1	267	50	5.3	5,966	1,677	3.6	100	20	5.0
94	Cumilla RWH	Debidwar	104,700	18,747	5.6	19,035	15,171	1.3	189	86	2.2	4,811	2,643	1.8	200	27	7.4
95	Cumilla RWH	Faridganj	76,500	16,109	4.7	25,575	10,028	2.6	205	40	5.1	6,300	2,611	2.4	300	58	5.2
96	Cumilla RWH	Haim Char	36,000	2,594	13.9	12,960	3,748	3.5	109	9	12.1	1,879	532	3.5	100	22	4.5
97	Cumilla RWH	Hajiganj	85,394	8,730	9.8	52,549	9,480	5.5	236	34	6.9	4,750	1,900	2.5	260	49	5.3
98	Cumilla RWH	Homna	73,000	15,789	4.6	32,910	7,850	4.2	195	25	7.8	3,594	1,279	2.8	222	14	15.9
99	Cumilla RWH	Kachua	160,100	16,403	9.8	29,565	12,828	2.3	212	51	4.2	2,952	3,355	0.9	200	47	4.3
100	Cumilla RWH	Kasba	78,600	18,797	4.2	12,210	12,786	1.0	185	22	8.4	1,668	1,216	1.4	100	44	2.3

SL	Warehouse Name	Upazila Name	Condom			Shukhi			IUD			Injectables			Implant		
			CBL	AMD	MOS	CBL	AMD	MOS	CBL	AMD	MOS	CBL	AMD	MOS	CBL	AMD	MOS
101	Cumilla RWH	Laksam	52,900	10,329	5.1	8,925	8,562	1.0	114	32	3.6	3,350	1,632	2.1	200	38	5.3
102	Cumilla RWH	Manoharganj	55,000	10,302	5.3	14,280	7,939	1.8	122	12	10.2	3,266	1,285	2.5	150	31	4.8
103	Cumilla RWH	Matlab Dakshin	57,700	10,564	5.5	28,992	6,215	4.7	150	39	3.8	2,532	1,816	1.4	315	45	7.0
104	Cumilla RWH	Matlab Uttar	73,500	14,639	5.0	14,140	12,654	1.1	177	53	3.3	4,905	1,523	3.2	0	70	0.0
105	Cumilla RWH	Meghna	42,900	5,139	8.3	28,440	3,981	7.1	82	9	9.1	2,679	776	3.5	150	10	15.0
106	Cumilla RWH	Muradnagar	89,770	35,539	2.5	6,345	17,877	0.4	293	55	5.3	4,791	3,127	1.5	300	56	5.4
107	Cumilla RWH	Nabinagar	114,100	22,314	5.1	44,955	12,891	3.5	224	11	20.4	6,333	1,854	3.4	350	78	4.5
108	Cumilla RWH	Nangalkot	49,200	21,718	2.3	8,415	10,884	0.8	216	29	7.4	7,357	2,427	3.0	0	48	0.0
109	Cumilla RWH	Nasirnagar	81,100	13,034	6.2	8,865	11,195	0.8	170	26	6.5	3,506	1,219	2.9	250	40	6.3
110	Cumilla RWH	Sarail	53,600	17,057	3.1	27,075	10,348	2.6	150	19	7.9	2,934	1,577	1.9	200	65	3.1
111	Cumilla RWH	Shahrasti	44,200	4,058	10.9	25,905	6,238	4.2	171	22	7.8	4,411	1,969	2.2	150	62	2.4
112	Cumilla RWH	Titas	45,100	11,030	4.1	34,065	4,648	7.3	87	38	2.3	1,869	1,310	1.4	175	18	9.7
113	Dhaka CWH	Araihazar	34,200	14,264	2.4	9,120	18,832	0.5	165	46	3.6	4,700	2,129	2.2	0	78	0.0
114	Dhaka CWH	Bandar	98,608	43,914	2.2	10,525	17,241	0.6	177	29	6.1	5,113	2,319	2.2	0	79	0.0
115	Dhaka CWH	Belabo	24,000	11,360	2.1	5,460	10,127	0.5	118	11	10.7	2,632	1,106	2.4	100	41	2.4
116	Dhaka CWH	Daulatpur	25,700	12,407	2.1	17,205	9,726	1.8	75	8	9.4	2,022	945	2.1	100	49	2.0
117	Dhaka CWH	Dhamrai	49,000	27,640	1.8	20,758	24,209	0.9	254	113	2.2	3,520	1,653	2.1	22	53	0.4
118	Dhaka CWH	Dohar	25,852	12,695	2.0	16,218	7,606	2.1	55	15	3.7	1,456	638	2.3	150	37	4.1
119	Dhaka CWH	Gazaria	14,400	6,299	2.3	12,750	6,302	2.0	24	5	4.8	1,161	538	2.2	128	18	7.1
120	Dhaka CWH	Gazipur Sadar	127,420	54,233	2.3	36,000	24,329	1.5	180	49	3.7	6,192	2,387	2.6	0	63	0.0
121	Dhaka CWH	Ghior	45,700	20,863	2.2	14,400	10,067	1.4	61	8	7.6	2,393	1,099	2.2	400	35	11.4
122	Dhaka CWH	Harirampur	25,932	14,268	1.8	4,500	6,199	0.7	47	9	5.2	956	378	2.5	260	42	6.2
123	Dhaka CWH	Kaliakair	32,900	26,837	1.2	605	19,754	0.0	192	22	8.7	1,508	684	2.2	0	49	0.0
124	Dhaka CWH	Kaliganj	64,500	28,606	2.3	0	15,832	0.0	211	16	13.2	3,024	1,200	2.5	250	17	14.7
125	Dhaka CWH	Kapasia	43,700	19,897	2.2	72,000	13,494	5.3	48	14	3.4	1,804	750	2.4	0	31	0.0

SL	Warehouse Name	Upazila Name	Condom			Shukhi			IUD			Injectables			Implant		
			CBL	AMD	MOS	CBL	AMD	MOS	CBL	AMD	MOS	CBL	AMD	MOS	CBL	AMD	MOS
126	Dhaka CWH	Keraniganj	101,768	48,615	2.1	21,270	27,882	0.8	336	86	3.9	6,839	3,393	2.0	660	87	7.6
127	Dhaka CWH	Lohajang	31,100	14,586	2.1	9,090	8,684	1.0	123	16	7.7	2,153	954	2.3	100	43	2.3
128	Dhaka CWH	Manikganj Sadar	29,700	40,218	0.7	15,645	16,498	0.9	147	27	5.4	4,384	2,036	2.2	200	87	2.3
129	Dhaka CWH	Manohardi	50,300	24,579	2.0	115,200	11,969	9.6	108	40	2.7	5,080	2,247	2.3	0	26	0.0
130	Dhaka CWH	Mirpur	81,200	148,834	0.5	135,315	39,175	3.5	630	248	2.5	19,611	11,443	1.7	530	320	1.7
131	Dhaka CWH	Munshiganj Sadar	61,586	27,504	2.2	36,252	16,910	2.1	111	26	4.3	3,236	1,597	2.0	100	55	1.8
132	Dhaka CWH	Narayanganj Sadar	105,000	83,792	1.3	4,260	50,442	0.1	258	83	3.1	17,663	8,671	2.0	175	162	1.1
133	Dhaka CWH	Narsingdi Sadar	116,651	56,586	2.1	19,353	50,424	0.4	333	98	3.4	17,513	7,878	2.2	12	102	0.1
134	Dhaka CWH	Nawabganj	51,700	23,597	2.2	13,491	13,367	1.0	36	12	3.0	2,028	919	2.2	200	46	4.3
135	Dhaka CWH	Palash	23,900	10,889	2.2	1,605	10,439	0.2	72	15	4.8	2,501	1,163	2.2	0	35	0.0
136	Dhaka CWH	Roypura	118,100	55,410	2.1	14,510	21,060	0.7	247	63	3.9	14,936	7,593	2.0	200	34	5.9
137	Dhaka CWH	Rupganj	89,790	41,075	2.2	490	33,263	0.0	160	28	5.7	7,653	3,130	2.4	0	72	0.0
138	Dhaka CWH	Saturia	17,200	9,013	1.9	495	8,030	0.1	84	22	3.8	1,443	722	2.0	0	35	0.0
139	Dhaka CWH	Savar	21,100	79,429	0.3	13,846	31,518	0.4	200	105	1.9	8,969	4,157	2.2	200	92	2.2
140	Dhaka CWH	Serajdikhan	49,292	23,482	2.1	18,165	18,322	1.0	147	30	4.9	3,058	1,499	2.0	0	37	0.0
141	Dhaka CWH	Shibalaya	22,700	17,063	1.3	51,480	8,744	5.9	14	9	1.6	2,570	1,413	1.8	0	64	0.0
142	Dhaka CWH	Shibpur	39,500	20,768	1.9	553	15,152	0.0	127	20	6.4	4,474	2,043	2.2	72	37	1.9
143	Dhaka CWH	Singair	52,000	25,294	2.1	53,845	13,703	3.9	78	13	6.0	1,996	898	2.2	300	35	8.6
144	Dhaka CWH	Sonargaon	61,200	31,653	1.9	12,750	22,830	0.6	120	37	3.2	5,861	2,897	2.0	50	66	0.8
145	Dhaka CWH	Sreenagar	64,300	33,972	1.9	29,070	21,151	1.4	135	21	6.4	3,485	1,753	2.0	300	28	10.7
146	Dhaka CWH	Sreepur	61,960	31,254	2.0	36,000	22,640	1.6	115	14	8.2	3,862	1,880	2.1	0	75	0.0
147	Dhaka CWH	Tejgaon	83,100	284,835	0.3	162,720	135,365	1.2	1,025	463	2.2	7,550	19,324	0.4	304	382	0.8
148	Dhaka CWH	Tongi	89,400	40,386	2.2	6,285	12,776	0.5	185	63	2.9	3,664	1,863	2.0	720	90	8.0
149	Dhaka CWH	Tongibari	24,400	12,268	2.0	20,295	9,037	2.2	42	5	8.4	920	430	2.1	200	24	8.3
150	Dinajpur RWH	Atwari	10,000	6,239	1.6	16,352	9,095	1.8	39	10	3.9	2,031	1,034	2.0	0	24	0.0

SL	Warehouse Name	Upazila Name	Condom			Shukhi			IUD			Injectables			Implant		
			CBL	AMD	MOS	CBL	AMD	MOS	CBL	AMD	MOS	CBL	AMD	MOS	CBL	AMD	MOS
151	Dinajpur RWH	Baliadangi	28,800	4,431	6.5	40,860	8,901	4.6	38	4	9.5	5,783	1,915	3.0	0	30	0.0
152	Dinajpur RWH	Biral	28,136	5,980	4.7	50,730	9,204	5.5	122	16	7.6	5,444	524	10.4	10	65	0.2
153	Dinajpur RWH	Birampur	14,100	6,017	2.3	37,740	6,040	6.2	96	11	8.7	1,244	300	4.1	0	58	0.0
154	Dinajpur RWH	Birganj	27,000	9,851	2.7	100,965	18,704	5.4	200	17	11.8	3,377	1,694	2.0	0	148	0.0
155	Dinajpur RWH	Bochaganj	19,030	6,493	2.9	36,090	9,766	3.7	138	20	6.9	2,200	638	3.4	100	57	1.8
156	Dinajpur RWH	Boda	14,700	9,488	1.5	46,110	17,659	2.6	64	17	3.8	5,545	2,524	2.2	0	112	0.0
157	Dinajpur RWH	Chirirbandar	11,900	7,295	1.6	21,690	14,166	1.5	131	18	7.3	3,392	1,158	2.9	8	120	0.1
158	Dinajpur RWH	Debiganj	21,800	11,058	2.0	64,950	20,287	3.2	108	17	6.4	5,250	3,741	1.4	0	71	0.0
159	Dinajpur RWH	Dinajpur Sadar	63,400	27,336	2.3	51,420	20,252	2.5	205	48	4.3	11,075	2,828	3.9	80	210	0.4
160	Dinajpur RWH	Fulbari	14,300	6,202	2.3	36,195	6,700	5.4	123	17	7.2	1,382	237	5.8	100	37	2.7
161	Dinajpur RWH	Haripur	14,600	7,167	2.0	26,520	8,768	3.0	66	4	16.5	3,560	1,210	2.9	0	28	0.0
162	Dinajpur RWH	Kaharole	18,300	4,324	4.2	35,930	8,517	4.2	112	10	11.2	1,864	581	3.2	0	87	0.0
163	Dinajpur RWH	Khansama	17,960	4,614	3.9	36,258	11,020	3.3	115	18	6.4	3,059	1,107	2.8	100	125	0.8
164	Dinajpur RWH	Nawabganj	21,100	9,566	2.2	55,755	12,264	4.5	128	7	18.3	3,430	1,292	2.7	0	58	0.0
165	Dinajpur RWH	Panchagarh Sadar	18,056	11,305	1.6	38,937	15,104	2.6	50	16	3.1	2,797	2,169	1.3	0	44	0.0
166	Dinajpur RWH	Parbatipur	38,140	19,167	2.0	30,593	14,852	2.1	232	25	9.3	5,934	2,535	2.3	350	118	3.0
167	Dinajpur RWH	Pirganj	16,100	8,730	1.8	36,090	11,886	3.0	65	12	5.4	3,707	2,494	1.5	200	58	3.4
168	Dinajpur RWH	Ranisankail	23,920	4,238	5.6	31,050	12,190	2.5	66	6	11.0	3,614	1,056	3.4	0	73	0.0
169	Dinajpur RWH	Tentulia	15,340	7,130	2.2	15,870	8,171	1.9	46	13	3.5	2,118	714	3.0	50	21	2.4
170	Dinajpur RWH	Thakurgaon Sadar	49,300	21,401	2.3	77,040	28,913	2.7	115	35	3.3	11,300	5,655	2.0	0	214	0.0
171	Faridpur RWH	Agailjhara	27,010	7,534	3.6	17,212	6,961	2.5	67	11	6.1	2,694	625	4.3	50	26	1.9
172	Faridpur RWH	Alfadanga	48,000	20,868	2.3	9,675	4,794	2.0	61	7	8.7	1,785	655	2.7	144	32	4.5
173	Faridpur RWH	Babuganj	19,100	6,079	3.1	2,655	6,031	0.4	109	24	4.5	2,300	628	3.7	72	27	2.7
174	Faridpur RWH	Baliakandi	61,122	23,131	2.6	1,928	10,275	0.2	105	27	3.9	4,008	1,191	3.4	150	58	2.6
175	Faridpur RWH	Banari Para	29,700	6,211	4.8	8,930	7,299	1.2	101	8	12.6	2,190	588	3.7	216	63	3.4

SL	Warehouse Name	Upazila Name	Condom			Shukhi			IUD			Injectables			Implant		
			CBL	AMD	MOS	CBL	AMD	MOS	CBL	AMD	MOS	CBL	AMD	MOS	CBL	AMD	MOS
176	Faridpur RWH	Barishal Sadar (kotwali)	83,600	26,236	3.2	7,770	15,274	0.5	238	60	4.0	7,102	3,333	2.1	66	128	0.5
177	Faridpur RWH	Bhanga	19,500	23,439	0.8	3,822	13,061	0.3	116	53	2.2	2,521	770	3.3	144	60	2.4
178	Faridpur RWH	Bhedarganj	39,200	12,741	3.1	450	7,512	0.1	134	19	7.1	5,629	1,652	3.4	216	55	3.9
179	Faridpur RWH	Boalmari	81,100	23,676	3.4	10,710	12,237	0.9	83	16	5.2	4,013	1,401	2.9	194	37	5.2
180	Faridpur RWH	Char Bhadrasan	14,200	6,747	2.1	5,274	1,564	3.4	88	12	7.3	1,114	200	5.6	50	27	1.9
181	Faridpur RWH	Damudya	23,408	5,179	4.5	4,020	3,215	1.3	86	13	6.6	2,119	336	6.3	100	9	11.1
182	Faridpur RWH	Faridpur Sadar	110,800	46,639	2.4	28,110	13,328	2.1	131	61	2.1	8,885	2,880	3.1	242	121	2.0
183	Faridpur RWH	Gaurnadi	33,600	9,994	3.4	2,460	9,856	0.2	90	10	9.0	4,439	1,105	4.0	50	28	1.8
184	Faridpur RWH	Goalanda	84,792	31,364	2.7	2,520	5,856	0.4	90	5	18.0	5,420	1,205	4.5	0	50	0.0
185	Faridpur RWH	Gopalganj Sadar	98,331	35,888	2.7	8,482	13,331	0.6	211	44	4.8	5,894	1,418	4.2	216	156	1.4
186	Faridpur RWH	Gosairhat	29,900	10,868	2.8	12,605	6,219	2.0	131	36	3.6	3,642	990	3.7	100	16	6.3
187	Faridpur RWH	Jhalokati Sadar	29,200	8,771	3.3	15,450	5,841	2.6	74	20	3.7	2,455	856	2.9	50	80	0.6
188	Faridpur RWH	Kalkini	25,600	13,795	1.9	19,215	8,778	2.2	57	26	2.2	2,398	1,181	2.0	172	113	1.5
189	Faridpur RWH	Kashiani	41,200	21,123	2.0	1,850	13,151	0.1	55	12	4.6	2,944	1,143	2.6	105	44	2.4
190	Faridpur RWH	Kotalipara	33,000	11,832	2.8	1,440	14,221	0.1	25	9	2.8	2,437	691	3.5	20	67	0.3
191	Faridpur RWH	Madaripur Sadar	54,400	22,501	2.4	22,050	14,599	1.5	242	85	2.8	10,536	4,789	2.2	560	126	4.4
192	Faridpur RWH	Madhukhali	43,000	15,482	2.8	285	11,820	0.0	153	31	4.9	4,685	1,324	3.5	122	52	2.3
193	Faridpur RWH	Muksudpur	71,095	29,475	2.4	1,986	18,672	0.1	91	30	3.0	5,477	1,778	3.1	100	75	1.3
194	Faridpur RWH	Nagarkanda	44,000	14,688	3.0	0	9,322	0.0	100	32	3.1	1,739	570	3.1	72	24	3.0
195	Faridpur RWH	Naria	26,484	10,467	2.5	3,075	7,923	0.4	10	14	0.7	2,519	849	3.0	173	30	5.8
196	Faridpur RWH	Nesarabad (swarupkati)	43,200	17,496	2.5	2,760	12,210	0.2	61	18	3.4	3,380	1,131	3.0	144	48	3.0
197	Faridpur RWH	Pangsha	85,900	37,600	2.3	5,070	16,677	0.3	196	28	7.0	4,679	2,014	2.3	432	121	3.6
198	Faridpur RWH	Rajbari Sadar	108,300	48,182	2.2	1,530	13,635	0.1	362	105	3.4	8,507	2,360	3.6	272	175	1.6
199	Faridpur RWH	Rajoir	36,800	14,094	2.6	17,250	9,868	1.7	53	12	4.4	3,617	1,323	2.7	72	34	2.1
200	Faridpur RWH	Sadarpur	28,500	13,337	2.1	12,840	6,184	2.1	96	17	5.6	2,211	518	4.3	183	24	7.6

SL	Warehouse Name	Upazila Name	Condom			Shukhi			IUD			Injectables			Implant		
			CBL	AMD	MOS	CBL	AMD	MOS	CBL	AMD	MOS	CBL	AMD	MOS	CBL	AMD	MOS
201	Faridpur RWH	Saltha	40,300	11,560	3.5	14,400	7,387	1.9	123	23	5.3	1,898	580	3.3	144	23	6.3
202	Faridpur RWH	Shariatpur Sadar	32,100	10,374	3.1	15,390	6,883	2.2	137	44	3.1	2,413	815	3.0	0	24	0.0
203	Faridpur RWH	Shib Char	73,100	25,703	2.8	5,895	15,831	0.4	122	30	4.1	6,409	2,340	2.7	144	69	2.1
204	Faridpur RWH	Tungipara	28,200	10,130	2.8	17,220	4,844	3.6	126	13	9.7	2,639	494	5.3	226	41	5.5
205	Faridpur RWH	Wazirpur	31,300	11,732	2.7	2,880	11,367	0.3	112	10	11.2	2,687	865	3.1	194	68	2.9
206	Faridpur RWH	Zanjira	42,700	13,736	3.1	16,885	5,586	3.0	130	23	5.7	3,299	767	4.3	270	49	5.5
207	Jamalpur RWH	Bakshiganj	30,600	19,577	1.6	21,730	10,451	2.1	85	21	4.0	1,898	1,030	1.8	200	61	3.3
208	Jamalpur RWH	Char Rajibpur	36,600	18,137	2.0	15,975	6,146	2.6	32	2	16.0	2,878	1,401	2.1	65	18	3.6
209	Jamalpur RWH	Dewanganj	41,080	21,539	1.9	27,360	14,875	1.8	68	27	2.5	5,987	2,801	2.1	50	87	0.6
210	Jamalpur RWH	Islampur	43,800	26,752	1.6	43,354	22,889	1.9	121	55	2.2	3,774	1,667	2.3	100	68	1.5
211	Jamalpur RWH	Jamalpur Sadar	65,600	39,753	1.7	72,230	35,908	2.0	249	58	4.3	8,630	4,621	1.9	200	129	1.6
212	Jamalpur RWH	Jhenaigati	39,400	13,376	2.9	58,020	15,901	3.6	91	12	7.6	3,315	1,576	2.1	150	53	2.8
213	Jamalpur RWH	Madarganj	38,300	16,241	2.4	31,680	12,826	2.5	135	67	2.0	1,900	959	2.0	200	140	1.4
214	Jamalpur RWH	Melandaha	72,600	26,284	2.8	43,740	21,181	2.1	115	33	3.5	5,150	2,551	2.0	150	57	2.6
215	Jamalpur RWH	Nakla	42,400	11,283	3.8	57,600	11,886	4.8	64	19	3.4	2,779	1,302	2.1	28	68	0.4
216	Jamalpur RWH	Nalitabari	69,300	16,974	4.1	57,615	15,600	3.7	97	9	10.8	2,728	1,417	1.9	90	54	1.7
217	Jamalpur RWH	Raumari	42,600	20,895	2.0	28,575	10,983	2.6	30	17	1.8	4,433	2,103	2.1	100	31	3.2
218	Jamalpur RWH	Sarishabari	50,700	24,756	2.0	27,330	16,100	1.7	135	37	3.6	3,615	1,744	2.1	300	74	4.1
219	Jamalpur RWH	Sherpur Sadar	63,600	30,967	2.1	66,420	32,127	2.1	79	20	4.0	13,430	6,773	2.0	0	82	0.0
220	Jamalpur RWH	Sreebardi	44,320	14,421	3.1	30,555	14,069	2.2	38	6	6.3	1,808	1,025	1.8	300	79	3.8
221	Jashore RWH	Abhaynagar	43,400	21,216	2.0	14,460	8,371	1.7	115	27	4.3	4,200	2,085	2.0	0	52	0.0
222	Jashore RWH	Bagher Para	28,300	18,214	1.6	2,925	8,501	0.3	126	15	8.4	2,918	1,488	2.0	172	45	3.8
223	Jashore RWH	Chaugachha	33,500	20,374	1.6	14,475	7,795	1.9	39	14	2.8	1,910	983	1.9	221	40	5.5
224	Jashore RWH	Harinakunda	29,400	8,249	3.6	16,575	8,557	1.9	110	12	9.2	1,945	920	2.1	272	42	6.5
225	Jashore RWH	Jashore Sadar	113,600	68,805	1.7	16,740	28,718	0.6	164	44	3.7	17,629	7,480	2.4	250	93	2.7

SL	Warehouse Name	Upazila Name	Condom			Shukhi			IUD			Injectables			Implant		
			CBL	AMD	MOS	CBL	AMD	MOS	CBL	AMD	MOS	CBL	AMD	MOS	CBL	AMD	MOS
226	Jashore RWH	Jhenaidah Sadar	54,455	22,602	2.4	28,665	13,376	2.1	149	43	3.5	5,576	2,300	2.4	254	63	4.0
227	Jashore RWH	Jhikargachha	42,300	19,164	2.2	1,830	9,183	0.2	60	20	3.0	3,300	1,709	1.9	52	43	1.2
228	Jashore RWH	Kalia	16,000	17,988	0.9	1,245	8,117	0.2	59	6	9.8	2,250	629	3.6	538	24	22.4
229	Jashore RWH	Kaliganj	38,500	21,684	1.8	30,225	10,634	2.8	54	9	6.0	2,240	1,065	2.1	72	43	1.7
230	Jashore RWH	Keshabpur	39,200	15,265	2.6	9,435	8,781	1.1	80	10	8.0	4,583	1,630	2.8	248	49	5.1
231	Jashore RWH	Kotchandpur	18,000	8,666	2.1	1,545	4,930	0.3	20	7	2.9	1,400	677	2.1	394	25	15.8
232	Jashore RWH	Lohagara	40,100	20,263	2.0	8,165	9,942	0.8	5	19	0.3	3,070	1,359	2.3	516	30	17.2
233	Jashore RWH	Magura Sadar	53,700	30,623	1.8	29,790	13,587	2.2	167	44	3.8	6,577	3,104	2.1	0	109	0.0
234	Jashore RWH	Maheshpur	34,136	20,975	1.6	760	7,418	0.1	100	27	3.7	2,500	3,002	0.8	144	52	2.8
235	Jashore RWH	Manirampur	75,840	28,730	2.6	3,241	17,595	0.2	229	8	28.6	9,721	5,853	1.7	460	61	7.5
236	Jashore RWH	Mohammadpur	34,500	6,357	5.4	14,989	6,704	2.2	87	11	7.9	1,507	773	1.9	72	25	2.9
237	Jashore RWH	Narail Sadar	52,600	28,046	1.9	60	11,910	0.0	42	14	3.0	8,424	1,819	4.6	144	44	3.3
238	Jashore RWH	Shailkupa	58,200	25,087	2.3	43,245	12,898	3.4	43	16	2.7	3,166	1,532	2.1	216	94	2.3
239	Jashore RWH	Shalikhha	12,000	6,265	1.9	10,170	7,605	1.3	89	10	8.9	1,123	532	2.1	294	42	7.0
240	Jashore RWH	Sharsha	64,300	33,161	1.9	210	11,662	0.0	48	20	2.4	5,918	2,698	2.2	72	63	1.1
241	Jashore RWH	Sreepur	29,300	11,483	2.6	15,930	8,890	1.8	120	13	9.2	1,979	973	2.0	510	43	11.9
242	Khulna RWH	Assasuni	40,800	17,918	2.3	43,575	16,486	2.6	31	4	7.8	3,485	1,323	2.6	0	46	0.0
243	Khulna RWH	Bagerhat Sadar	35,200	21,042	1.7	900	12,622	0.1	74	15	4.9	2,978	1,351	2.2	0	74	0.0
244	Khulna RWH	Batiaghata	31,200	14,601	2.1	25,110	8,554	2.9	28	6	4.7	2,285	722	3.2	144	29	5.0
245	Khulna RWH	Bhandaria	29,000	10,819	2.7	11,940	6,646	1.8	71	20	3.6	2,850	998	2.9	122	27	4.5
246	Khulna RWH	Chitalmari	34,800	18,087	1.9	4,665	7,686	0.6	38	5	7.6	2,575	1,120	2.3	0	28	0.0
247	Khulna RWH	Dacope	33,700	8,378	4.0	23,340	6,366	3.7	41	3	13.7	1,666	536	3.1	0	85	0.0
248	Khulna RWH	Daulatpur	98,100	51,549	1.9	12,450	13,490	0.9	90	20	4.5	7,500	3,112	2.4	0	48	0.0
249	Khulna RWH	Debhata	23,900	11,762	2.0	13,380	6,511	2.1	22	6	3.7	1,200	486	2.5	0	19	0.0
250	Khulna RWH	Dumuria	50,700	30,036	1.7	3,140	16,286	0.2	122	50	2.4	4,762	2,179	2.2	0	125	0.0

SL	Warehouse Name	Upazila Name	Condom			Shukhi			IUD			Injectables			Implant		
			CBL	AMD	MOS	CBL	AMD	MOS	CBL	AMD	MOS	CBL	AMD	MOS	CBL	AMD	MOS
251	Khulna RWH	Fakirhat	26,900	10,604	2.5	1,725	5,793	0.3	44	9	4.9	1,560	592	2.6	0	22	0.0
252	Khulna RWH	Indurkani	16,300	4,427	3.7	15,495	4,373	3.5	45	11	4.1	1,413	534	2.6	0	28	0.0
253	Khulna RWH	Kachua	21,900	7,387	3.0	8,415	5,559	1.5	38	9	4.2	1,498	525	2.9	0	34	0.0
254	Khulna RWH	Kalaroa	49,300	25,713	1.9	3,600	8,278	0.4	54	4	13.5	3,003	1,185	2.5	20	22	0.9
255	Khulna RWH	Kaliganj	50,100	24,725	2.0	12,360	15,119	0.8	78	10	7.8	3,167	1,355	2.3	0	45	0.0
256	Khulna RWH	Kanthalia	14,597	4,558	3.2	22,740	4,097	5.6	44	6	7.3	1,934	752	2.6	100	34	2.9
257	Khulna RWH	Kawkhali	9,700	3,936	2.5	11,930	3,193	3.7	75	13	5.8	1,110	336	3.3	72	18	4.0
258	Khulna RWH	Khulna Sadar	152,500	95,359	1.6	43,695	18,917	2.3	309	205	1.5	10,005	5,911	1.7	2	44	0.0
259	Khulna RWH	Koyra	32,000	12,336	2.6	36,075	12,087	3.0	48	10	4.8	1,606	621	2.6	288	46	6.3
260	Khulna RWH	Mathbaria	31,100	15,268	2.0	20,085	15,264	1.3	79	20	4.0	3,312	1,648	2.0	72	20	3.6
261	Khulna RWH	Mollahat	27,100	10,805	2.5	2,715	8,992	0.3	30	13	2.3	1,470	466	3.2	0	67	0.0
262	Khulna RWH	Mongla	48,800	15,587	3.1	29,220	8,030	3.6	86	26	3.3	2,385	797	3.0	72	34	2.1
263	Khulna RWH	Morrelganj	77,920	22,910	3.4	0	23,504	0.0	175	59	3.0	5,116	1,985	2.6	0	71	0.0
264	Khulna RWH	Nazirpur	36,700	13,115	2.8	28,800	9,782	2.9	65	17	3.8	2,670	1,242	2.1	0	27	0.0
265	Khulna RWH	Paikgachha	30,900	13,803	2.2	9,060	15,656	0.6	60	10	6.0	1,750	938	1.9	0	58	0.0
266	Khulna RWH	Phultala	37,200	17,285	2.2	8,385	5,794	1.4	45	12	3.8	2,050	750	2.7	0	36	0.0
267	Khulna RWH	Pirojpur Sadar	29,700	9,310	3.2	21,270	7,855	2.7	82	27	3.0	2,100	871	2.4	72	49	1.5
268	Khulna RWH	Rajapur	18,400	6,662	2.8	16,950	4,490	3.8	20	5	4.0	1,402	607	2.3	50	9	5.6
269	Khulna RWH	Rampal	32,700	15,748	2.1	22,050	10,508	2.1	85	19	4.5	1,990	417	4.8	244	39	6.3
270	Khulna RWH	Rupsa	21,500	13,438	1.6	2,715	6,774	0.4	75	21	3.6	1,646	439	3.7	0	32	0.0
271	Khulna RWH	Sarankhola	31,000	12,821	2.4	12,500	8,048	1.6	35	7	5.0	3,112	1,393	2.2	0	25	0.0
272	Khulna RWH	Satkhira Sadar	107,200	46,618	2.3	14,605	15,892	0.9	80	22	3.6	9,760	3,836	2.5	0	65	0.0
273	Khulna RWH	Shyamnagar	38,800	17,569	2.2	16,515	17,447	0.9	39	11	3.5	2,400	843	2.8	0	49	0.0
274	Khulna RWH	Tala	46,500	17,889	2.6	2,685	13,980	0.2	163	48	3.4	4,800	1,974	2.4	0	39	0.0
275	Khulna RWH	Terokhada	44,400	14,642	3.0	23,295	7,625	3.1	69	7	9.9	1,683	335	5.0	92	26	3.5

SL	Warehouse Name	Upazila Name	Condom			Shukhi			IUD			Injectables			Implant		
			CBL	AMD	MOS	CBL	AMD	MOS	CBL	AMD	MOS	CBL	AMD	MOS	CBL	AMD	MOS
276	Kushtia RWH	Alamdanga	36,300	19,531	1.9	30,210	15,426	2.0	32	6	5.3	4,850	2,392	2.0	300	108	2.8
277	Kushtia RWH	Bheramara	53,500	23,522	2.3	13,890	8,260	1.7	43	6	7.2	3,787	1,781	2.1	10	18	0.6
278	Kushtia RWH	Chuadanga Sadar	55,600	27,783	2.0	20,730	12,553	1.7	89	39	2.3	6,436	3,290	2.0	200	48	4.2
279	Kushtia RWH	Damurhuda	40,400	19,233	2.1	20,805	11,365	1.8	60	13	4.6	7,343	3,522	2.1	0	63	0.0
280	Kushtia RWH	Daulatpur	85,200	38,515	2.2	55,350	21,283	2.6	40	6	6.7	6,996	3,646	1.9	72	13	5.5
281	Kushtia RWH	Gangni	49,500	25,896	1.9	20,055	12,004	1.7	67	15	4.5	8,584	4,349	2.0	145	24	6.0
282	Kushtia RWH	Jiban Nagar	24,100	9,168	2.6	16,560	8,743	1.9	72	25	2.9	3,597	1,742	2.1	100	52	1.9
283	Kushtia RWH	Khoksa	27,500	13,450	2.0	9,930	7,486	1.3	25	5	5.0	148	165	0.9	72	13	5.5
284	Kushtia RWH	Kumarkhali	45,700	24,316	1.9	19,753	11,915	1.7	15	11	1.4	3,950	2,228	1.8	72	38	1.9
285	Kushtia RWH	Kushtia Sadar	56,200	35,863	1.6	44,175	23,875	1.9	84	29	2.9	8,248	4,151	2.0	65	69	0.9
286	Kushtia RWH	Meherpur Sadar	52,900	25,398	2.1	15,300	8,834	1.7	28	7	4.0	5,710	2,763	2.1	145	29	5.0
287	Kushtia RWH	Mirpur	50,100	24,939	2.0	26,925	14,288	1.9	14	5	2.8	4,531	2,157	2.1	0	36	0.0
288	Kushtia RWH	Mujib Nagar	20,500	7,383	2.8	4,530	2,526	1.8	21	3	7.0	1,785	961	1.9	0	15	0.0
289	Mymensingh RWH	Atpara	29,100	8,751	3.3	10,365	7,657	1.4	18	3	6.0	1,494	760	2.0	144	50	2.9
290	Mymensingh RWH	Austagram	32,220	15,588	2.1	29,700	8,252	3.6	90	23	3.9	2,923	1,341	2.2	72	18	4.0
291	Mymensingh RWH	Bajitpur	34,280	17,055	2.0	4,770	11,063	0.4	63	18	3.5	1,491	738	2.0	0	29	0.0
292	Mymensingh RWH	Barhatta	31,000	11,622	2.7	37,005	11,768	3.1	38	7	5.4	2,803	1,385	2.0	149	40	3.7
293	Mymensingh RWH	Bhairab	38,500	27,763	1.4	22,470	15,489	1.5	14	22	0.6	1,682	1,751	1.0	576	86	6.7
294	Mymensingh RWH	Bhaluka	52,300	23,412	2.2	420	21,515	0.0	89	32	2.8	3,794	1,704	2.2	216	63	3.4
295	Mymensingh RWH	Dharampasha	29,700	22,814	1.3	36,000	15,404	2.3	82	11	7.5	3,625	1,810	2.0	438	60	7.3
296	Mymensingh RWH	Dhobaura	24,600	11,804	2.1	14,415	8,882	1.6	60	7	8.6	2,700	1,292	2.1	104	18	5.8
297	Mymensingh RWH	Durgapur	48,200	22,027	2.2	22,965	16,408	1.4	31	27	1.1	4,686	2,475	1.9	216	48	4.5
298	Mymensingh RWH	Fulbaria	46,300	23,904	1.9	495	25,613	0.0	80	35	2.3	2,732	1,486	1.8	0	41	0.0
299	Mymensingh RWH	Gaffargaon	56,800	36,955	1.5	18,480	16,546	1.1	44	15	2.9	4,648	2,183	2.1	244	59	4.1
300	Mymensingh RWH	Gauripur	39,400	15,464	2.5	225	14,247	0.0	81	26	3.1	3,336	1,826	1.8	144	35	4.1

SL	Warehouse Name	Upazila Name	Condom			Shukhi			IUD			Injectables			Implant		
			CBL	AMD	MOS	CBL	AMD	MOS	CBL	AMD	MOS	CBL	AMD	MOS	CBL	AMD	MOS
301	Mymensingh RWH	Haluaghat	39,100	16,053	2.4	345	16,247	0.0	34	23	1.5	3,295	1,795	1.8	0	50	0.0
302	Mymensingh RWH	Hossainpur	33,400	13,306	2.5	14,835	11,881	1.2	67	17	3.9	2,328	1,170	2.0	0	45	0.0
303	Mymensingh RWH	Ishwarganj	43,100	18,169	2.4	2,116	16,038	0.1	42	8	5.3	3,535	1,734	2.0	0	50	0.0
304	Mymensingh RWH	Itna	33,400	14,029	2.4	29,100	10,162	2.9	42	13	3.2	1,119	616	1.8	144	37	3.9
305	Mymensingh RWH	Kalmakanda	47,100	18,274	2.6	37,620	15,286	2.5	65	16	4.1	2,867	1,304	2.2	72	46	1.6
306	Mymensingh RWH	Karimganj	28,800	16,714	1.7	36,315	13,564	2.7	40	24	1.7	2,433	1,155	2.1	0	65	0.0
307	Mymensingh RWH	Katiadi	53,200	23,491	2.3	24,690	17,278	1.4	68	33	2.1	3,105	1,788	1.7	299	59	5.1
308	Mymensingh RWH	Kendua	36,600	14,951	2.4	45	14,248	0.0	70	24	2.9	2,734	1,235	2.2	58	85	0.7
309	Mymensingh RWH	Khaliajuri	16,700	6,482	2.6	21,180	5,531	3.8	54	3	18.0	871	484	1.8	216	25	8.6
310	Mymensingh RWH	Kishoreganj Sadar	45,500	27,695	1.6	27,570	18,249	1.5	215	66	3.3	4,452	2,269	2.0	144	76	1.9
311	Mymensingh RWH	Kuliar Char	28,700	18,320	1.6	11,635	12,564	0.9	40	15	2.7	1,986	1,124	1.8	0	58	0.0
312	Mymensingh RWH	Madan	29,015	13,629	2.1	30	10,952	0.0	56	12	4.7	2,171	678	3.2	72	51	1.4
313	Mymensingh RWH	Mithamain	22,700	9,354	2.4	16,305	7,621	2.1	18	6	3.0	314	227	1.4	144	20	7.2
314	Mymensingh RWH	Mohanganj	18,400	7,384	2.5	32,220	9,783	3.3	42	8	5.3	1,848	879	2.1	0	51	0.0
315	Mymensingh RWH	Muktagachha	41,300	23,656	1.7	465	16,250	0.0	56	14	4.0	3,613	1,946	1.9	100	66	1.5
316	Mymensingh RWH	Mymensingh Sadar	117,500	56,990	2.1	32,745	38,834	0.8	152	121	1.3	6,235	3,460	1.8	182	229	0.8
317	Mymensingh RWH	Nandail	33,700	15,117	2.2	725	16,144	0.0	96	21	4.6	4,490	2,233	2.0	216	56	3.9
318	Mymensingh RWH	Netrakona Sadar	54,400	19,761	2.8	43,530	20,022	2.2	25	4	6.3	4,873	2,482	2.0	172	92	1.9
319	Mymensingh RWH	Nikli	24,200	12,376	2.0	21,090	6,017	3.5	68	30	2.3	1,234	899	1.4	72	37	1.9
320	Mymensingh RWH	Pakundia	35,316	17,790	2.0	14,430	12,712	1.1	87	18	4.8	2,204	1,203	1.8	288	55	5.2
321	Mymensingh RWH	Phulpur	58,000	24,116	2.4	7,875	27,758	0.3	125	58	2.2	5,645	2,328	2.4	316	149	2.1
322	Mymensingh RWH	Purbadhala	44,100	15,343	2.9	39,465	14,354	2.7	39	9	4.3	3,835	1,959	2.0	72	79	0.9
323	Mymensingh RWH	Tarail	35,350	17,417	2.0	28,590	10,893	2.6	64	21	3.0	1,926	871	2.2	144	43	3.3
324	Mymensingh RWH	Trishal	36,600	25,212	1.5	3,275	22,748	0.1	78	24	3.3	3,438	1,850	1.9	244	70	3.5
325	Noakhali RWH	Begumganj	16,700	21,516	0.8	10,230	12,268	0.8	80	61	1.3	636	2,042	0.3	10	94	0.1

SL	Warehouse Name	Upazila Name	Condom			Shukhi			IUD			Injectables			Implant		
			CBL	AMD	MOS	CBL	AMD	MOS	CBL	AMD	MOS	CBL	AMD	MOS	CBL	AMD	MOS
326	Noakhali RWH	Chatkhil	14,750	4,619	3.2	15,109	4,052	3.7	19	16	1.2	1,829	684	2.7	0	27	0.0
327	Noakhali RWH	Chhagalnaiya	23,100	10,475	2.2	12,780	6,562	1.9	19	8	2.4	2,246	1,124	2.0	100	27	3.7
328	Noakhali RWH	Companiganj	22,012	11,892	1.9	16,140	7,086	2.3	44	12	3.7	2,379	1,278	1.9	200	54	3.7
329	Noakhali RWH	Daganbhuiyan	22,800	13,889	1.6	7,200	5,782	1.2	40	12	3.3	1,748	979	1.8	160	25	6.4
330	Noakhali RWH	Feni Sadar	69,400	43,299	1.6	34,389	16,828	2.0	213	114	1.9	7,045	3,821	1.8	190	116	1.6
331	Noakhali RWH	Fulgazi	19,100	9,032	2.1	4,800	4,580	1.0	57	13	4.4	1,387	707	2.0	150	21	7.1
332	Noakhali RWH	Hatiya	25,036	16,647	1.5	11,524	14,395	0.8	164	29	5.7	3,682	2,688	1.4	200	95	2.1
333	Noakhali RWH	Kabirhat	20,480	9,210	2.2	11,325	7,999	1.4	47	11	4.3	2,398	1,510	1.6	60	63	1.0
334	Noakhali RWH	Kamalnagar	13,600	6,900	2.0	9,174	5,796	1.6	28	13	2.2	1,657	3,150	0.5	5	101	0.0
335	Noakhali RWH	Lakshmipur Sadar	11,600	14,409	0.8	960	12,625	0.1	50	50	1.0	4,900	5,160	0.9	72	93	0.8
336	Noakhali RWH	Noakhali Sadar	4,800	26,899	0.2	4,890	10,187	0.5	64	61	1.0	2,722	3,571	0.8	0	80	0.0
337	Noakhali RWH	Parshuram	23,200	12,294	1.9	8,444	5,205	1.6	22	9	2.4	1,886	839	2.2	50	31	1.6
338	Noakhali RWH	Ramganj	16,600	7,351	2.3	7,610	4,680	1.6	60	20	3.0	2,775	1,574	1.8	50	41	1.2
339	Noakhali RWH	Ramgati	14,857	6,694	2.2	35,083	6,860	5.1	15	13	1.2	3,834	3,454	1.1	50	41	1.2
340	Noakhali RWH	Roypur	12,100	3,852	3.1	13,785	6,601	2.1	145	34	4.3	2,517	1,363	1.8	100	59	1.7
341	Noakhali RWH	Senbagh	15,300	10,525	1.5	4,475	7,528	0.6	110	14	7.9	1,818	1,098	1.7	0	44	0.0
342	Noakhali RWH	Sonagazi	25,200	14,995	1.7	23,565	11,057	2.1	67	24	2.8	4,200	2,391	1.8	128	37	3.5
343	Noakhali RWH	Sonaimuri	19,200	8,645	2.2	12,180	5,597	2.2	64	12	5.3	2,548	1,442	1.8	100	48	2.1
344	Noakhali RWH	Subarnachar	39,000	14,723	2.6	9,145	10,025	0.9	50	8	6.3	3,655	1,606	2.3	0	59	0.0
345	Pabna RWH	Atgharia	19,600	8,714	2.2	120	8,468	0.0	108	14	7.7	731	489	1.5	0	34	0.0
346	Pabna RWH	Belkuchi	98,096	48,528	2.0	165	21,331	0.0	149	19	7.8	4,710	1,848	2.5	100	28	3.6
347	Pabna RWH	Bera	22,700	11,241	2.0	795	12,902	0.1	137	64	2.1	2,697	1,417	1.9	105	45	2.3
348	Pabna RWH	Bhangura	10,100	8,834	1.1	75	5,929	0.0	77	11	7.0	770	190	4.1	10	25	0.4
349	Pabna RWH	Chatmohar	62,600	29,346	2.1	47,520	22,214	2.1	135	36	3.8	2,061	1,085	1.9	200	49	4.1
350	Pabna RWH	Faridpur	24,400	8,173	3.0	23,490	5,672	4.1	102	15	6.8	2,109	1,008	2.1	0	32	0.0

SL	Warehouse Name	Upazila Name	Condom			Shukhi			IUD			Injectables			Implant		
			CBL	AMD	MOS	CBL	AMD	MOS	CBL	AMD	MOS	CBL	AMD	MOS	CBL	AMD	MOS
351	Pabna RWH	Ishwardi	56,640	30,538	1.9	2,550	17,579	0.1	86	21	4.1	3,255	1,559	2.1	100	98	1.0
352	Pabna RWH	Kamarkhanda	26,900	12,119	2.2	30	7,654	0.0	129	19	6.8	2,304	1,007	2.3	10	25	0.4
353	Pabna RWH	Kazipur	49,900	36,663	1.4	1,120	13,114	0.1	129	49	2.6	7,350	2,306	3.2	257	92	2.8
354	Pabna RWH	Pabna Sadar	12,400	66,634	0.2	2,145	42,721	0.1	55	143	0.4	800	8,214	0.1	200	100	2.0
355	Pabna RWH	Royganj	52,300	16,624	3.1	43,920	22,835	1.9	130	30	4.3	4,399	2,140	2.1	150	9	16.7
356	Pabna RWH	Santhia	32,600	18,970	1.7	240	22,812	0.0	127	14	9.1	7,000	3,445	2.0	0	45	0.0
357	Pabna RWH	Shahjadpur	108,500	62,229	1.7	825	29,794	0.0	298	114	2.6	14,341	6,731	2.1	0	142	0.0
358	Pabna RWH	Sirajganj Sadar	75,600	44,429	1.7	43,200	25,518	1.7	71	58	1.2	7,000	3,989	1.8	0	49	0.0
359	Pabna RWH	Sujanagar	47,700	24,235	2.0	31,290	13,250	2.4	106	33	3.2	5,259	2,703	1.9	200	47	4.3
360	Pabna RWH	Tarash	31,700	16,249	2.0	29,100	17,700	1.6	144	34	4.2	2,296	992	2.3	0	33	0.0
361	Pabna RWH	Ullah Para	109,200	61,639	1.8	71,775	45,971	1.6	220	104	2.1	8,300	4,520	1.8	110	41	2.7
362	Patuakhali RWH	Amtali	25,000	11,495	2.2	22,245	16,821	1.3	74	13	5.7	3,569	1,797	2.0	0	138	0.0
363	Patuakhali RWH	Bakerganj	38,816	17,713	2.2	18,105	14,439	1.3	115	17	6.8	4,166	1,959	2.1	150	65	2.3
364	Patuakhali RWH	Bamna	9,100	3,375	2.7	5,940	4,301	1.4	23	11	2.1	415	181	2.3	225	53	4.2
365	Patuakhali RWH	Barguna Sadar	16,100	10,113	1.6	1,620	13,385	0.1	75	22	3.4	5,150	3,593	1.4	150	93	1.6
366	Patuakhali RWH	Bauphal	28,400	11,215	2.5	22,320	16,058	1.4	90	39	2.3	3,600	2,089	1.7	0	47	0.0
367	Patuakhali RWH	Betagi	12,300	5,561	2.2	7,140	5,609	1.3	90	14	6.4	1,483	673	2.2	200	29	6.9
368	Patuakhali RWH	Dashmina	8,400	3,308	2.5	6,180	4,981	1.2	57	17	3.4	1,813	887	2.0	200	38	5.3
369	Patuakhali RWH	Dumki	900	3,138	0.3	535	2,707	0.2	2	9	0.2	376	384	1.0	50	23	2.2
370	Patuakhali RWH	Galachipa	20,268	8,841	2.3	22,350	18,658	1.2	48	12	4.0	8,102	3,727	2.2	50	55	0.9
371	Patuakhali RWH	Kalapara	22,264	9,998	2.2	23,700	14,086	1.7	99	26	3.8	6,703	3,167	2.1	300	22	13.6
372	Patuakhali RWH	Mirzaganj	15,300	6,757	2.3	10,815	6,494	1.7	61	6	10.2	1,116	603	1.9	100	30	3.3
373	Patuakhali RWH	Nalchity	13,400	6,370	2.1	9,390	6,521	1.4	84	15	5.6	2,892	1,395	2.1	152	29	5.2
374	Patuakhali RWH	Patharghata	15,400	7,474	2.1	7,215	8,359	0.9	52	17	3.1	2,761	1,346	2.1	200	95	2.1
375	Patuakhali RWH	Patuakhali Sadar	35,100	16,252	2.2	15,855	14,619	1.1	170	65	2.6	6,740	3,176	2.1	340	131	2.6

SL	Warehouse Name	Upazila Name	Condom			Shukhi			IUD			Injectables			Implant		
			CBL	AMD	MOS	CBL	AMD	MOS	CBL	AMD	MOS	CBL	AMD	MOS	CBL	AMD	MOS
376	Rajshahi RWH	Bagatipara	37,400	16,187	2.3	11,535	6,598	1.7	15	3	5.0	776	350	2.2	26	34	0.8
377	Rajshahi RWH	Bagha	57,600	27,195	2.1	25,980	8,856	2.9	29	6	4.8	2,794	1,476	1.9	0	28	0.0
378	Rajshahi RWH	Baghmara	73,600	42,618	1.7	68,415	28,337	2.4	138	51	2.7	3,672	2,051	1.8	500	63	7.9
379	Rajshahi RWH	Baraigram	73,500	29,441	2.5	25,500	17,214	1.5	91	30	3.0	5,180	2,146	2.4	0	61	0.0
380	Rajshahi RWH	Bholahat	21,200	9,181	2.3	2,610	4,837	0.5	22	2	11.0	1,211	644	1.9	0	10	0.0
381	Rajshahi RWH	Boalia	100,800	49,833	2.0	22,080	8,279	2.7	149	61	2.4	5,560	3,113	1.8	350	126	2.8
382	Rajshahi RWH	Chapai Nababganj Sadar	98,400	49,845	2.0	43,305	17,756	2.4	110	56	2.0	7,280	3,443	2.1	50	22	2.3
383	Rajshahi RWH	Charghat	45,600	23,993	1.9	27,240	12,540	2.2	25	20	1.3	1,450	660	2.2	0	63	0.0
384	Rajshahi RWH	Durgapur	50,000	21,558	2.3	18,795	9,097	2.1	16	5	3.2	1,056	557	1.9	200	26	7.7
385	Rajshahi RWH	Godagari	73,500	51,127	1.4	33,615	15,993	2.1	29	11	2.6	5,469	3,046	1.8	0	32	0.0
386	Rajshahi RWH	Gomastapur	39,300	28,461	1.4	4,230	13,172	0.3	32	14	2.3	2,361	1,177	2.0	0	10	0.0
387	Rajshahi RWH	Gurudaspur	39,700	33,708	1.2	4,320	15,709	0.3	21	8	2.6	2,379	1,247	1.9	0	88	0.0
388	Rajshahi RWH	Lalpur	56,400	24,115	2.3	38,235	16,813	2.3	58	20	2.9	3,463	1,614	2.1	0	43	0.0
389	Rajshahi RWH	Mohanpur	38,314	15,430	2.5	36,315	9,707	3.7	17	5	3.4	4,378	2,065	2.1	0	44	0.0
390	Rajshahi RWH	Nachole	30,600	12,319	2.5	18,000	5,524	3.3	10	3	3.3	2,000	1,003	2.0	0	15	0.0
391	Rajshahi RWH	Natore Sadar	87,568	40,749	2.1	11,400	16,110	0.7	117	46	2.5	2,915	1,426	2.0	5	140	0.0
392	Rajshahi RWH	Paba	65,400	42,204	1.5	43,329	12,965	3.3	22	5	4.4	7,057	3,422	2.1	0	26	0.0
393	Rajshahi RWH	Puthia	65,480	25,128	2.6	38,880	11,259	3.5	21	8	2.6	2,031	1,159	1.8	0	34	0.0
394	Rajshahi RWH	Shibganj	93,300	46,408	2.0	52,350	18,035	2.9	40	14	2.9	4,821	2,354	2.0	0	21	0.0
395	Rajshahi RWH	Singra	64,004	40,938	1.6	57,195	22,881	2.5	91	18	5.1	3,832	1,800	2.1	500	110	4.5
396	Rajshahi RWH	Tanore	31,500	18,118	1.7	33,000	13,600	2.4	32	15	2.1	1,643	965	1.7	0	130	0.0
397	Rangamati RWH	Baghaichhari	15,200	8,753	1.7	12,190	5,508	2.2	32	3	10.7	1,142	323	3.5	60	18	3.3
398	Rangamati RWH	Barkal	13,500	3,845	3.5	3,645	3,143	1.2	25	2	12.5	1,702	345	4.9	92	11	8.4
399	Rangamati RWH	Belai Chhari	10,557	1,657	6.4	5,983	2,259	2.6	25	2	12.5	417	116	3.6	20	11	1.8
400	Rangamati RWH	Jurai Chhari	14,200	2,145	6.6	15,990	1,845	8.7	36	4	9.0	932	147	6.3	100	8	12.5

SL	Warehouse Name	Upazila Name	Condom			Shukhi			IUD			Injectables			Implant		
			CBL	AMD	MOS	CBL	AMD	MOS	CBL	AMD	MOS	CBL	AMD	MOS	CBL	AMD	MOS
401	Rangamati RWH	Kaptai	7,300	5,147	1.4	8,565	2,737	3.1	19	2	9.5	495	400	1.2	50	32	1.6
402	Rangamati RWH	Kawkhali (betbunia)	14,800	3,417	4.3	5,715	3,000	1.9	10	5	2.0	428	508	0.8	12	42	0.3
403	Rangamati RWH	Langadu	10,600	4,954	2.1	9,190	3,405	2.7	33	10	3.3	1,249	350	3.6	57	30	1.9
404	Rangamati RWH	Naniarchar	3,600	4,691	0.8	5,125	4,067	1.3	15	3	5.0	1,545	241	6.4	100	15	6.7
405	Rangamati RWH	Rajsthali	8,400	1,418	5.9	3,390	1,631	2.1	35	2	17.5	901	85	10.6	20	17	1.2
406	Rangamati RWH	Rangamati Sadar	35,700	8,413	4.2	17,460	5,764	3.0	100	54	1.9	2,803	682	4.1	260	50	5.2
407	Rangpur RWH	Aditmari	36,300	15,216	2.4	29,520	13,286	2.2	243	80	3.0	6,729	3,341	2.0	0	81	0.0
408	Rangpur RWH	Badarganj	38,700	11,710	3.3	20,241	18,060	1.1	80	36	2.2	6,570	3,181	2.1	172	70	2.5
409	Rangpur RWH	Bhurungamari	32,500	18,646	1.7	21,670	9,670	2.2	41	16	2.6	6,228	3,306	1.9	72	28	2.6
410	Rangpur RWH	Chilmari	28,500	12,610	2.3	14,530	8,691	1.7	56	12	4.7	2,365	1,069	2.2	50	48	1.0
411	Rangpur RWH	Dimla	30,300	7,688	3.9	15	19,285	0.0	84	17	4.9	4,232	2,217	1.9	400	94	4.3
412	Rangpur RWH	Domar	43,300	7,985	5.4	5,655	14,257	0.4	135	19	7.1	6,245	2,305	2.7	72	95	0.8
413	Rangpur RWH	Fulchhari	38,800	22,078	1.8	165	10,806	0.0	76	30	2.5	5,673	2,846	2.0	50	18	2.8
414	Rangpur RWH	Gaibandha Sadar	36,000	20,416	1.8	1,620	24,197	0.1	121	47	2.6	9,828	4,561	2.2	340	169	2.0
415	Rangpur RWH	Gangachara	45,412	13,324	3.4	21,105	15,186	1.4	123	36	3.4	8,990	4,364	2.1	272	91	3.0
416	Rangpur RWH	Gobindaganj	99,400	45,345	2.2	30,575	27,398	1.1	94	18	5.2	6,990	4,133	1.7	160	78	2.1
417	Rangpur RWH	Hatibandha	25,500	10,373	2.5	7,350	12,814	0.6	110	30	3.7	4,937	2,236	2.2	72	91	0.8
418	Rangpur RWH	Jaldhaka	57,100	15,050	3.8	875	21,692	0.0	190	23	8.3	7,659	3,966	1.9	0	110	0.0
419	Rangpur RWH	Kaliganj	55,700	6,690	8.3	26,040	12,394	2.1	123	38	3.2	3,029	1,594	1.9	388	56	6.9
420	Rangpur RWH	Kaunia	33,900	14,784	2.3	14,445	9,515	1.5	66	11	6.0	4,628	2,448	1.9	200	58	3.4
421	Rangpur RWH	Kishoreganj	15,500	5,261	2.9	1,280	15,513	0.1	76	25	3.0	2,350	1,459	1.6	2	82	0.0
422	Rangpur RWH	Kurigram Sadar	23,400	11,950	2.0	8,715	12,071	0.7	74	46	1.6	5,589	2,926	1.9	0	59	0.0
423	Rangpur RWH	Lalmonirhat Sadar	28,800	12,676	2.3	19,380	8,978	2.2	65	12	5.4	7,011	3,659	1.9	150	84	1.8
424	Rangpur RWH	Mitha Pukur	36,100	24,813	1.5	29,010	13,645	2.1	74	19	3.9	7,550	3,699	2.0	0	78	0.0
425	Rangpur RWH	Nageshwari	27,200	16,161	1.7	30,985	13,614	2.3	65	33	2.0	8,968	4,976	1.8	0	41	0.0

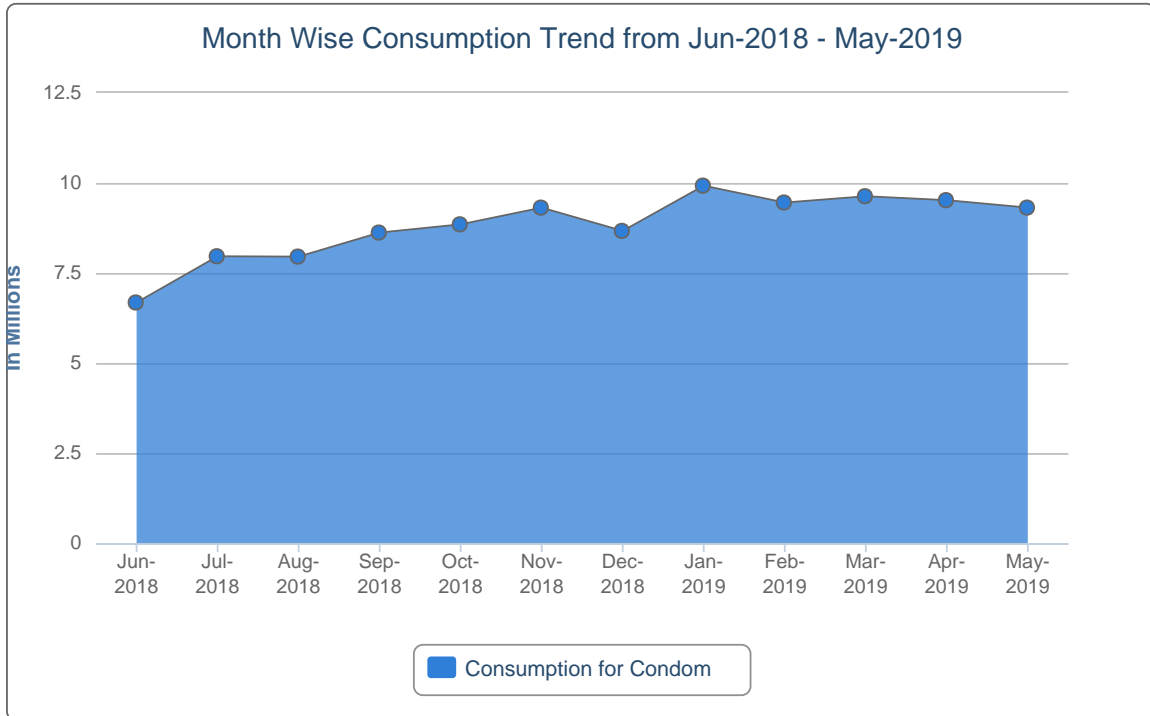
SL	Warehouse Name	Upazila Name	Condom			Shukhi			IUD			Injectables			Implant		
			CBL	AMD	MOS	CBL	AMD	MOS	CBL	AMD	MOS	CBL	AMD	MOS	CBL	AMD	MOS
426	Rangpur RWH	Nilphamari Sadar	32,500	14,818	2.2	705	29,471	0.0	133	49	2.7	8,500	3,848	2.2	22	114	0.2
427	Rangpur RWH	Palashbari	17,232	7,868	2.2	14,509	9,151	1.6	57	12	4.8	4,751	2,385	2.0	100	53	1.9
428	Rangpur RWH	Patgram	19,900	7,480	2.7	25,575	11,432	2.2	59	8	7.4	3,745	1,957	1.9	50	30	1.7
429	Rangpur RWH	Phulbari	16,700	7,030	2.4	5,775	12,539	0.5	153	81	1.9	5,348	2,878	1.9	72	55	1.3
430	Rangpur RWH	Pirgachha	41,300	20,692	2.0	15	17,633	0.0	150	71	2.1	6,700	3,501	1.9	122	108	1.1
431	Rangpur RWH	Pirganj	61,900	19,857	3.1	28,800	18,084	1.6	165	52	3.2	4,400	2,565	1.7	50	64	0.8
432	Rangpur RWH	Rajarhat	35,300	17,015	2.1	3,920	11,247	0.3	111	43	2.6	5,565	2,878	1.9	0	43	0.0
433	Rangpur RWH	Rangpur Sadar	78,300	30,379	2.6	57,835	24,963	2.3	158	73	2.2	10,150	4,907	2.1	150	237	0.6
434	Rangpur RWH	Sadullapur	44,900	29,616	1.5	495	19,949	0.0	162	58	2.8	8,691	4,286	2.0	4	44	0.1
435	Rangpur RWH	Saghata	18,100	10,671	1.7	15,840	10,975	1.4	96	21	4.6	3,390	1,445	2.3	100	35	2.9
436	Rangpur RWH	Saidpur	31,200	14,884	2.1	1,665	9,531	0.2	50	10	5.0	3,215	1,586	2.0	0	53	0.0
437	Rangpur RWH	Sundarganj	82,300	39,933	2.1	56	37,429	0.0	315	128	2.5	16,246	7,786	2.1	172	247	0.7
438	Rangpur RWH	Taraganj	32,600	6,495	5.0	14,485	8,086	1.8	46	9	5.1	3,181	1,074	3.0	100	70	1.4
439	Rangpur RWH	Ulipur	32,900	18,365	1.8	30,615	15,946	1.9	134	26	5.2	9,155	4,218	2.2	50	49	1.0
440	Sylhet RWH	Ajmiriganj	10,000	3,583	2.8	13,800	4,933	2.8	43	3	14.3	770	305	2.5	50	31	1.6
441	Sylhet RWH	Bahubal	15,164	5,638	2.7	9,917	5,050	2.0	10	7	1.4	804	423	1.9	78	27	2.9
442	Sylhet RWH	Balaganj	38,700	30,386	1.3	33,825	13,178	2.6	28	21	1.3	3,272	2,005	1.6	100	65	1.5
443	Sylhet RWH	Baniachong	28,880	11,316	2.6	17,605	12,496	1.4	11	6	1.8	1,850	833	2.2	57	21	2.7
444	Sylhet RWH	Barlekha	12,340	6,590	1.9	14,970	6,479	2.3	28	6	4.7	1,062	479	2.2	100	61	1.6
445	Sylhet RWH	Beani Bazar	26,500	17,266	1.5	25,705	6,377	4.0	30	19	1.6	1,520	616	2.5	5	42	0.1
446	Sylhet RWH	Bishwambarpur	18,950	6,890	2.8	15,685	6,610	2.4	25	5	5.0	1,328	472	2.8	87	25	3.5
447	Sylhet RWH	Bishwanath	27,472	8,624	3.2	24,014	3,750	6.4	54	12	4.5	1,061	430	2.5	102	42	2.4
448	Sylhet RWH	Chhatak	35,390	14,205	2.5	20,565	9,281	2.2	44	70	0.6	720	567	1.3	111	23	4.8
449	Sylhet RWH	Chunarughat	18,150	9,532	1.9	28,490	13,267	2.1	17	7	2.4	2,400	1,101	2.2	1	19	0.1
450	Sylhet RWH	Companiganj	31,500	15,489	2.0	22,260	7,509	3.0	29	4	7.3	3,069	1,427	2.2	1	44	0.0

SL	Warehouse Name	Upazila Name	Condom			Shukhi			IUD			Injectables			Implant		
			CBL	AMD	MOS	CBL	AMD	MOS	CBL	AMD	MOS	CBL	AMD	MOS	CBL	AMD	MOS
451	Sylhet RWH	Dakshin Sunamganj	23,900	10,864	2.2	14,295	7,468	1.9	38	7	5.4	1,823	693	2.6	70	39	1.8
452	Sylhet RWH	Dakshin Surma	36,500	31,212	1.2	28,755	13,893	2.1	73	5	14.6	2,954	1,388	2.1	135	24	5.6
453	Sylhet RWH	Derai	19,304	23,493	0.8	14,892	11,098	1.3	14	14	1.0	2,146	927	2.3	150	42	3.6
454	Sylhet RWH	Dowarabazar	25,500	10,803	2.4	37,505	10,951	3.4	55	7	7.9	2,220	816	2.7	186	107	1.7
455	Sylhet RWH	Fenchuganj	21,100	5,906	3.6	10,350	3,049	3.4	15	11	1.4	975	271	3.6	50	32	1.6
456	Sylhet RWH	Golapganj	39,000	24,974	1.6	19,830	6,652	3.0	36	6	6.0	1,879	659	2.9	55	39	1.4
457	Sylhet RWH	Gowainghat	30,400	22,601	1.3	11,085	10,374	1.1	70	14	5.0	6,067	3,339	1.8	100	37	2.7
458	Sylhet RWH	Habiganj Sadar	37,346	17,246	2.2	24,615	15,476	1.6	15	63	0.2	4,101	1,480	2.8	20	33	0.6
459	Sylhet RWH	Jagannathpur	30,500	12,973	2.4	24,425	7,222	3.4	49	25	2.0	1,195	387	3.1	10	53	0.2
460	Sylhet RWH	Jaintiapur	30,000	19,035	1.6	11,115	8,329	1.3	42	15	2.8	4,388	2,633	1.7	75	34	2.2
461	Sylhet RWH	Jamalganj	27,400	12,975	2.1	14,400	10,440	1.4	70	6	11.7	2,531	1,245	2.0	100	32	3.1
462	Sylhet RWH	Juri	19,800	7,446	2.7	17,850	5,212	3.4	31	22	1.4	1,015	418	2.4	20	64	0.3
463	Sylhet RWH	Kamalganj	43,400	15,287	2.8	27,330	11,542	2.4	50	45	1.1	2,035	1,028	2.0	60	67	0.9
464	Sylhet RWH	Kanaighat	15,828	22,396	0.7	14,835	13,742	1.1	54	18	3.0	4,548	2,577	1.8	50	41	1.2
465	Sylhet RWH	Kulaura	20,600	11,809	1.7	22,810	10,774	2.1	37	7	5.3	4,651	2,309	2.0	150	39	3.8
466	Sylhet RWH	Lakhai	15,400	5,315	2.9	17,640	6,210	2.8	45	4	11.3	880	382	2.3	80	23	3.5
467	Sylhet RWH	Madhabpur	23,400	8,859	2.6	29,820	14,625	2.0	40	4	10.0	1,700	768	2.2	105	28	3.8
468	Sylhet RWH	Maulvibazar Sadar	26,100	11,024	2.4	24,690	9,081	2.7	86	55	1.6	2,155	900	2.4	145	38	3.8
469	Sylhet RWH	Nabiganj	22,900	8,298	2.8	22,125	11,177	2.0	86	10	8.6	1,235	515	2.4	100	44	2.3
470	Sylhet RWH	Rajnagar	28,700	10,184	2.8	15,155	10,198	1.5	44	14	3.1	2,288	1,218	1.9	50	43	1.2
471	Sylhet RWH	Sreemangal	24,500	12,608	1.9	27,990	11,025	2.5	54	19	2.8	2,795	1,280	2.2	50	106	0.5
472	Sylhet RWH	Sulla	16,300	7,103	2.3	10,350	4,987	2.1	25	2	12.5	989	332	3.0	100	19	5.3
473	Sylhet RWH	Sunamganj Sadar	36,900	14,939	2.5	16,379	8,696	1.9	112	37	3.0	2,633	1,239	2.1	133	63	2.1
474	Sylhet RWH	Sylhet Sadar	5,400	77,754	0.1	28,220	30,066	0.9	76	147	0.5	11,910	10,295	1.2	205	227	0.9
475	Sylhet RWH	Tahirpur	35,744	16,159	2.2	21,660	11,016	2.0	26	4	6.5	1,629	795	2.0	0	54	0.0

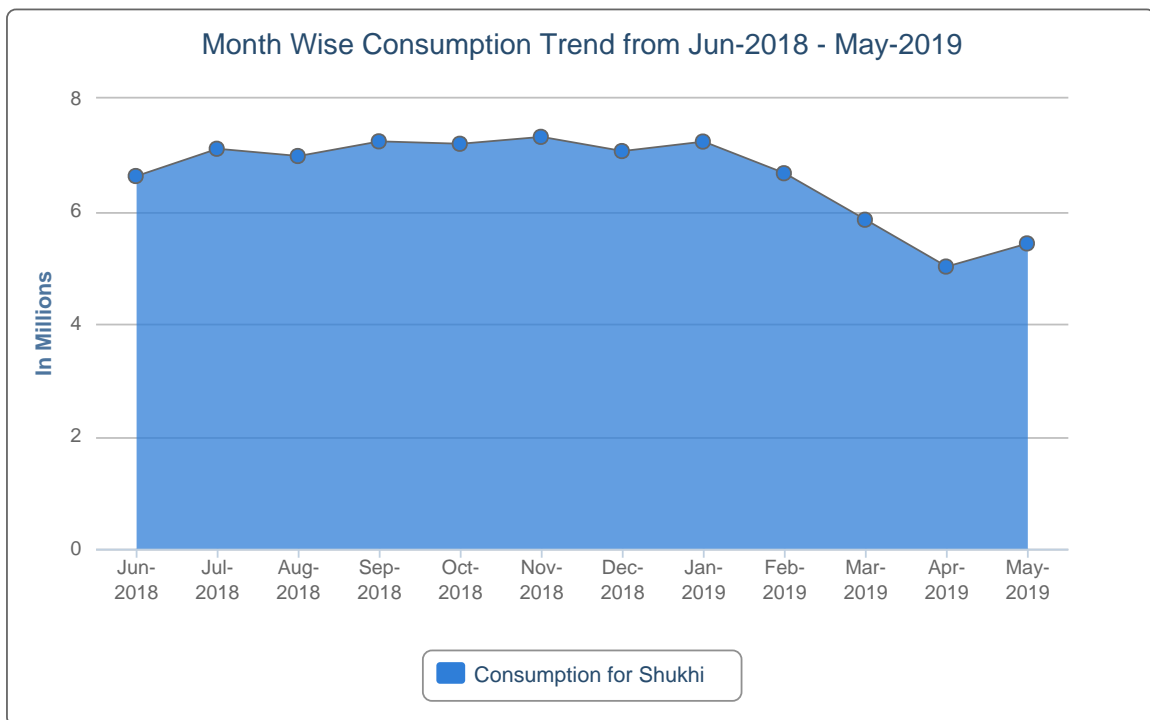
SL	Warehouse Name	Upazila Name	Condom			Shukhi			IUD			Injectables			Implant		
			CBL	AMD	MOS	CBL	AMD	MOS	CBL	AMD	MOS	CBL	AMD	MOS	CBL	AMD	MOS
476	Sylhet RWH	Zakiganj	29,260	23,240	1.3	15,066	12,642	1.2	57	6	9.5	3,267	1,590	2.1	50	63	0.8
477	Tangail RWH	Basail	67,800	18,169	3.7	78,952	14,901	5.3	82	26	3.2	2,205	1,205	1.8	72	99	0.7
478	Tangail RWH	Bhuapur	67,000	23,013	2.9	43,413	19,257	2.3	33	40	0.8	4,322	1,698	2.5	0	58	0.0
479	Tangail RWH	Chauhali	24,600	14,563	1.7	5,000	7,551	0.7	300	12	25.0	3,300	1,152	2.9	111	39	2.8
480	Tangail RWH	Delduar	25,500	23,772	1.1	16,557	20,023	0.8	50	29	1.7	4,940	1,161	4.3	72	35	2.1
481	Tangail RWH	Ghatail	46,900	44,782	1.0	29,520	35,840	0.8	45	25	1.8	3,600	3,764	1.0	216	73	3.0
482	Tangail RWH	Gopalpur	54,700	20,117	2.7	43,440	15,409	2.8	89	26	3.4	3,256	1,868	1.7	122	52	2.3
483	Tangail RWH	Kalihati	46,300	25,616	1.8	47,445	25,230	1.9	102	74	1.4	8,756	3,907	2.2	16	54	0.3
484	Tangail RWH	Madhupur	76,500	27,706	2.8	43,950	31,619	1.4	66	29	2.3	4,225	3,187	1.3	144	63	2.3
485	Tangail RWH	Mirzapur	101,200	26,039	3.9	28,980	26,345	1.1	12	52	0.2	4,777	1,112	4.3	144	64	2.3
486	Tangail RWH	Nagarpur	45,900	31,650	1.5	43,365	23,047	1.9	35	66	0.5	3,951	2,370	1.7	0	109	0.0
487	Tangail RWH	Sakhipur	71,000	24,158	2.9	1,635	22,463	0.1	87	25	3.5	2,455	1,004	2.4	72	40	1.8
488	Tangail RWH	Tangail Sadar	67,100	43,291	1.5	41,805	23,955	1.7	65	54	1.2	4,344	3,070	1.4	216	131	1.6

7. Month-wise Consumption Trend

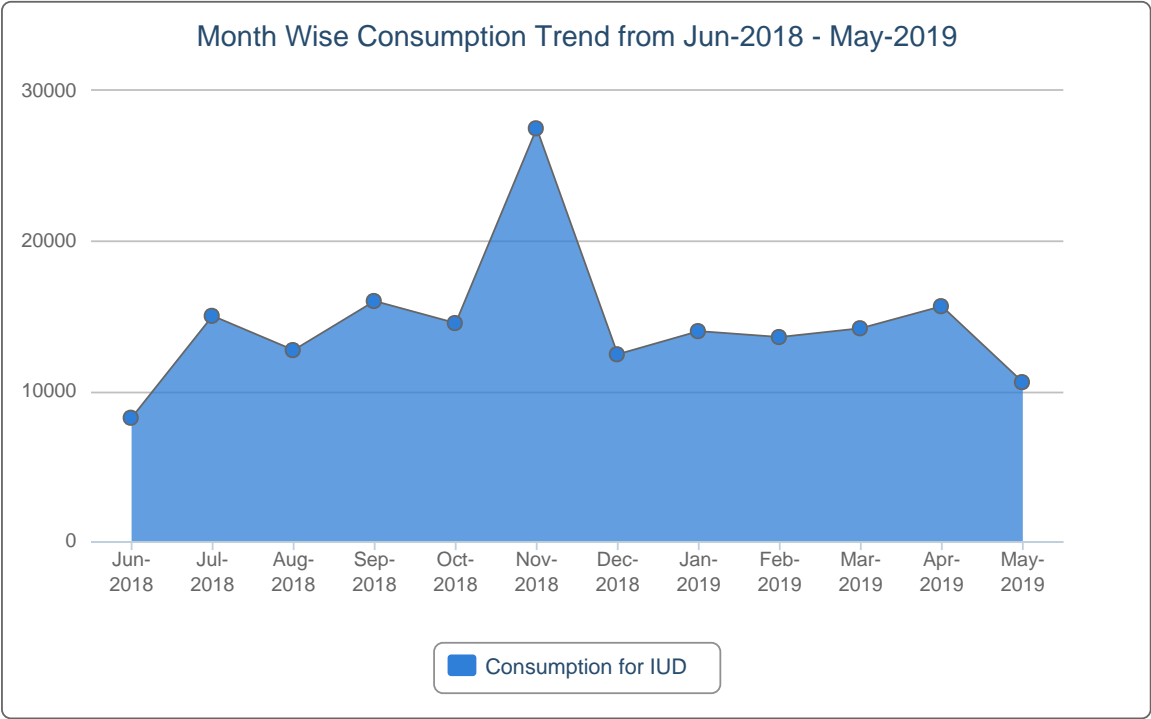
7(a).



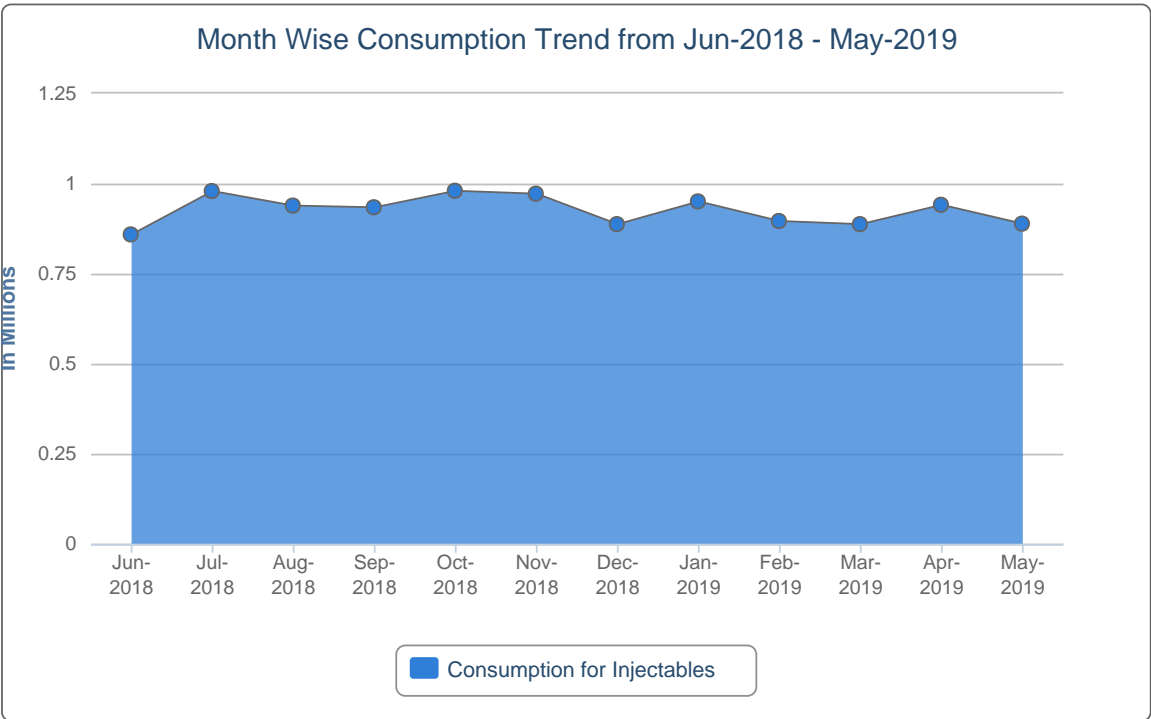
7(b).



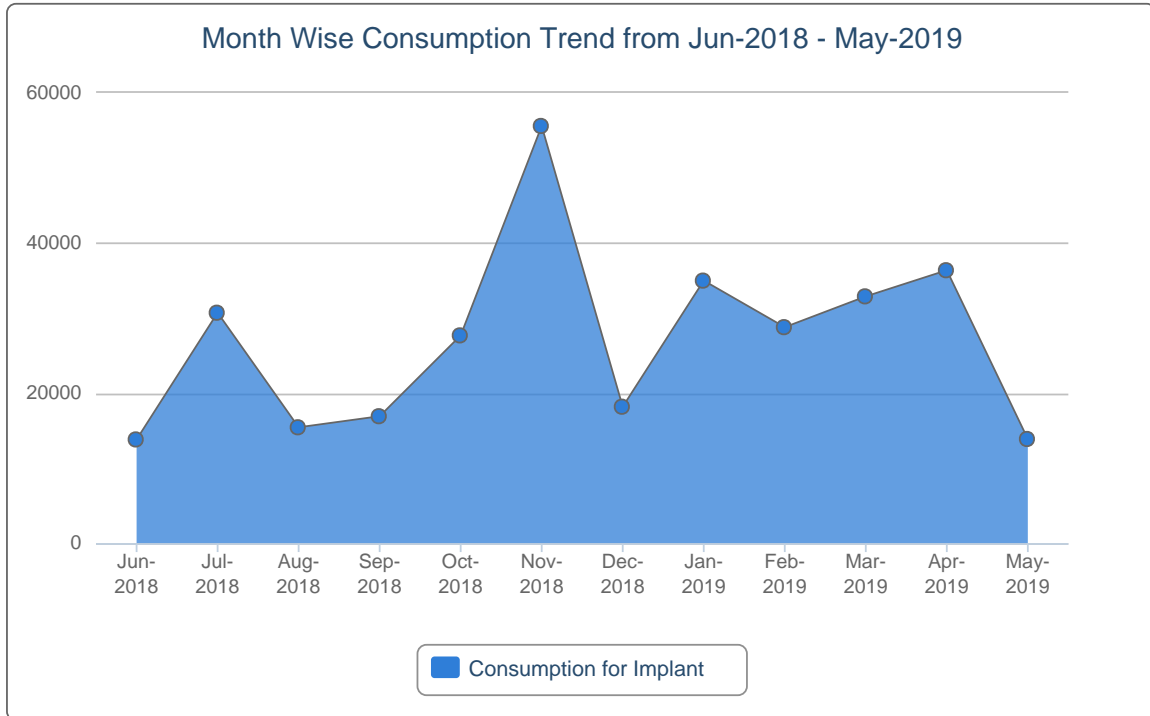
7(c).



7(d).



7(e).



8. Report on Upazila and Warehouse Having Stock Out in last month

SL	Products Name	No of Stockout WH	% of Stockout WH	No of Stockout Upazila Store	% of Stockout Upazila Store	No of Stockout Upazila Field	% of Stockout Upazila Field
1	Condom	0	0%	0	0%	0	0%
2	Shukhi	0	0%	3	1%	0	0%
3	IUD	0	0%	0	0%	0	0%
4	Injectables	0	0%	0	0%	0	0%
5	Implant (Total)	0	0%	-	-	0	0%

List of Stock Out Warehouses

SL	Commodity	Warehouse	Phone
<i>No StockOut in Warehouse</i>			

List of StockOut Upazilas

SL	Commodity	Warehouse	District	Upazila	Phone
1	Shukhi	Dhaka CWH	Gazipur	Kaliganj, Gazipur	01970107020
2	Shukhi	Faridpur RWH	Faridpur	Nagarkanda, Faridpur	01912720341
3	Shukhi	Khulna RWH	Bagerhat	Morrelganj, Bagerhat	01712109772

“ছেলে হোক, মেয়ে হোক,
দু’টি সন্তানই যথেষ্ট”

Management Information System (MIS)
Directorate General of Family Planning (DGFP)
6, Kawran Bazar, Dhaka- 1215
Email: dirmis@dgfp.gov.bd, dirls@dgfp.gov.bd
www.dgfp.gov.bd, www.scmpbd.org

If you need more information, please visit at <https://www.scmpbd.org>